

# Garden Inspiration

landscapeontario.com



**ROSES**  
blooming  
beauty for  
**CANADA**

# 100% Canadian Grown Roses



J.C. Bakker & Sons Wholesale Nurseries offers over 200 unique varieties of roses, all 100% Canadian grown on our own selection of multiflora seedlings from our own seed source. Our selections include Hybrid Tea Roses, Grandiflora Roses, Floribunda Roses, Climbing Roses, Hardy Shrub Roses, Explorer Series Roses, Parkland Series Roses, David Austin® Rose Series, Romantica® Rose Series, Landscape Roses, and Canadian Artists™ Series Roses.

## Extremely Hardy



AC™ Navy Lady Hardy Shrub Roses

## Outstanding Climbers



Eden Climber Romantica® Family of Roses

## Truly Disease Resistant



Pink Knock Out™ Knock Out™ Family of Roses

## Classic Fragrances




Graham Thomas David Austin® Rose Series



## Proud Rose Provider for Canada Blooms

To find a rose retailer nearest you, please visit our website  
[www.jcbakker.com/articles/retailerlocation](http://www.jcbakker.com/articles/retailerlocation)

For more information about this product, snap the code with your smartphone. Download the free app at <http://gettag.mobi>



# Garden Inspiration

Spring 2012

landscapeontario.com



## Dream landscapes

- 7 Inspiring gardens from winners of Landscape Ontario's Awards of Excellence come in all shapes and sizes

## Ontario Trial Gardens

- 20 Rating the new plants of the season

## New Plants for 2012

A sneak peek at what's new on the benches of independent garden centres this spring

- 22 Perennials  
26 Roses  
27 Woody plants  
28 Annuals



## Stop and smell the roses

- 32 The members of Landscape Ontario invite you to 'Take Time To...' in Garden G3

## Queen of the flowers

- 34 New hardy roses easy to grow in Canada

## Grow a lush lawn

- 36 Top turf care tips for your lawn

## Grateful for grass

- 38 Natural benefits of turfgrass

## Back to basics

- 39 All good gardens start with great soil

## Generous spirits

- 40 Landscape Ontario members give back to the communities that support them

## Ask the expert

- 42 Popular gardening questions answered

## Extreme, green makeover

- 44 Landscape Ontario members pull together to renovate St. James park in two days

## Work with a professional

- 46 Find a member in your area with [landscapeontario.com](http://landscapeontario.com)



On the cover:  
Morden Blush Rose  
Photo by Maurice Hogue

Welcome to

# Garden Inspiration

Brought to you by

landscapeontario.com



Green for Life celebrates the joys of living, being outdoors, and connecting you to Ontario's landscape, nursery and horticulture industry professionals — the members of Landscape Ontario Horticultural Trades Association. We take great joy in beauty and stewardship, and Green for Life is our commitment to help you enjoy your living space.

The first stop on your green journey needs to be **www.landscapeontario.com**. Here you will find a wealth of information about living Green for Life. Browse our library of how-to articles to assist you with plant selection, design tips and answers to your questions. View outstanding and inspirational photos of landscapes, water features, gardens, lighting, and plants, all to inspire you in your own Green for Life dreams.

Connecting with Landscape Ontario's professional members as you search for a product or service is as easy as entering your postal code into our 'Contact a Company' page. Choose from landscape, maintenance, and snow management contractors; landscape designers; lawn care operators; garden centre owners; arborists; interior landscapers; and irrigation and lighting contractors — the sector groups of professionals that comprise Landscape Ontario. These experts can help you with your Green for Life dream.

Remember that inspiration is just a click away. Go to **www.landscapeontario.com** and begin living GREEN FOR LIFE!



The Landmark Group



**NEW** LAFITT® TANDEM WALL

**NEW** MONDRIAN® 80 MM PAVER

**LEARN MORE ABOUT LAFITT TANDEM WALL:**

TO RECEIVE A FREE INSTALLATION DVD OR TO PARTICIPATE  
IN A TRAINING SESSION CALL US AT 1-888-PERMACON.

[PERMACONPRO.CA](http://PERMACONPRO.CA)

 **PERMACON**  
THE HARMONY OF SPACE

# Dream landscapes: An Ontario portfolio

**Inspiration can come in any scale.**

The following pages feature landscapes  
of real Ontario families, from intimate to grand.



The Landmark Group

The projects all received recognition in Landscape Ontario's Awards of Excellence program, the Oscars of landscaping. Hundreds of other winning project photos, searchable by keyword, are available in the online Professional's Gallery at [www.landscapeontario.com](http://www.landscapeontario.com).



*Before*

# Less is more

A young couple hired Neighbourhood Landscaping to add some interest and character to their newly-built home. Designer Filip Guzina proposed an Oriental design, using informal balance, texture and colour to set the home apart.

Custom wooden screens provide interest, and their horizontal lines visually widen the narrow property. A matching screen hides an air conditioning unit. Low plantings at the bases soften the structures.

An additional parking space was requested for the small front yard. "I asked my customers to pull onto their lawn and park for a month," said Guzman, "to be sure we had the right space and angle."

The homeowners, new to the idea of hiring a landscape pro, liked Guzina's sketches and felt a comfort level with his experience. In the end, he delivered all their goals within a modest budget.

**Neighbourhood Landscaping**  
Etobicoke, Ont.  
[www.neighbourhoodlandscaping.ca](http://www.neighbourhoodlandscaping.ca)



# Golden years

First-time landscape customers do not necessarily live in starter homes. This empty-nest couple had a vision for introducing some interest and function into their backyard green space.

In fact, the husband had some ideas he suggested might be combined with pro input. The partnership worked; Doug Glancy CLD, of Kiva Landscape Design Build was able to run with the client's thoughts, "to produce a Wow factor!"

The design takes advantage of a one-metre grade change with a two-tiered layout, that also creates new privacy. A contemporary, two-level water feature serves as focal point. The site is 80 per cent shaded; hardy perennial geraniums, fountain grass and daylilies were chosen for their structural shapes and shade tolerance.

According to Glancy, his customers lacked confidence in their ability to visualize the plans as a constructed landscape. "Luckily, they liked it!"

**Kiva Landscape Design Build**  
Fonthill, Ont.  
[www.kivalandscape.com](http://www.kivalandscape.com)



Before





# Second time around

Rockcliffe Landscaping planted a two-in. diameter oak tree in a landscape installation nearly two decades ago. The company was recently called in to renovate, and the now-towering oak drove the passage of time home.

Designer John Szczepaniak proposed a new combination terrace and deck, and a custom screen to promote privacy. Original pavers were combined with new stones, providing variety, cost savings, and the satisfaction of re-using materials.

Night lighting in the revitalized landscape extends its functionality with evening drama. Rockcliffe is upfront about taking pride in a beautiful space that saved money, while minimizing environmental impact.

**Rockcliffe Landscaping Design Centre and Nursery**  
Ottawa, Ont.  
[www.rockcliffelandscaping.com](http://www.rockcliffelandscaping.com)



# Unapologetically urban

"These customers were amazing, incredibly cool people," says Kennedy McRae of Earth Incorporated. The city-dwelling family had just remodeled their home into a striking modern interior. The landscape was nice enough, but no, these clients wanted to start over from the beginning.

The challenging eight by 80-ft. lot required a destination to draw guests along the property's full depth. An industrial metal boardwalk runs from the dining deck near the home, to a lounging area at back — flanked by a 40-ft. steel water feature.

McRae had free rein to propose stylish design solutions with these informed customers, and his landscape marries contemporary materials — sandblasted glass, Corten steel, ipe wood and poured concrete — with soothing nature. The result is an urban oasis.

**Earth Incorporated**  
Toronto, Ont.  
[www.earthinc.com](http://www.earthinc.com)





# BROUWER SOD FARMS LTD.



**For the Finest Quality Grasses & Service**

*When the Grass is Greener on the Other Side of the Fence...  
It Probably Came From Brouwer!*

**TORONTO**

**416-291-2323**

**KESWICK**

**905-476-4361**

One question from a homeowner in Toronto's Rosedale neighbourhood took landscape designer Mark Kimmerly off guard: "What elements did you remove from your design because they didn't work?" Kimmerly's reaction was respect; such insightful understanding of the design process is rare.

The homeowners, a professional couple with two young sons, were new customers for Allweather Landscaping, yet very knowledgeable. Their back yard renewal followed a complete home reno.

Kimmerly suggested Wiarthon limestone steps and walk out, with a custom wrought iron railing. Top-flight materials and craftsmanship, along with sophisticated design, were appropriate for the project. A built-in barbecue; gazebo with cupola; custom cedar screens, fence, gates and landscape lighting created an elegant, functional space for this family.



**Allweather Landscape**  
Toronto, Ont.  
[www.allweatherlandscape.com](http://www.allweatherlandscape.com)

# Small size, top quality



# Living rock



A ravine setting became sculptural backdrop to this successful project. Its location on lands subject to Niagara Escarpment Commission oversight required special care in execution. Moss covered boulders are used throughout, both as retaining walls and accents, tying the landscape to its geological foundations.

Duane Schutten CLT, of Heritage Green Landscape Contractors used natural stone steps, pathways and patios to complement the natural setting. A stone seating area was created separate from the main entertainment area.

In plantings, Schutten used native hemlock, redbud, dogwood, spruce and birch for year-round visual interest.

**Heritage Green Landscape Contractors**  
Hamilton, Ont.  
[www.heritagegreen.ca](http://www.heritagegreen.ca)



# Natural by design

Partnerships between contractors and clients can grow and mature over the years. Mike Thiessen is especially pleased how a trust relationship has grown over several years with these Niagara homeowners; today, they have completely taken over maintenance of this landscape, to stunning results.

Eco Landscape Design was called in when the family purchased a home with landscaping in disrepair. They proceeded with confidence from the beginning, on a design that felt natural, but was envisioned on a sweeping scale. The contractor installed 3,000 drought tolerant, low maintenance perennials in beds measuring over 5,000 sq. ft.



The company continued maintaining the landscape immediately after construction, but gradually handed off responsibility to the homeowners. Thiessen says the wife, who is picky about her gardens, spends four hours per week keeping them groomed.

**Eco Landscape Design**  
 St. Catharines, Ont.  
[www.ecold.ca](http://www.ecold.ca)



Designing Gardens For Living...

Awards of Excellence

Creating Gardens For Life!

THE  
**SCOTT WENTWORTH**  
 LANDSCAPE GROUP LTD.  
 Landscape Architects and Contractors

Picton	613-476-1181
Kingston	613-547-3772
Belleville	613-969-7992

# Welcome home

Overgrown trees are spoiling curb appeal of homes across Ontario; in this landscape, two half-dead, 60-ft. spruce trees were ripe for removal. The clients, mindful of their five-ft. grade change, requested a planting design to bring colour, texture and erosion control to their front yard.

Brad Paton of Shades of Summer Landscaping and Maintenance delivered a solution, on a modest budget. He suggested installation of 12 large limestone boulders, serving to retain soil and accent plantings — to be brought in by crane. Perennials, shrubs and grasses provide colour and texture contrasts, set off by neat edging and mulch.

The simple solution suddenly created a front yard that says, "Welcome."

**Shades of Summer Landscaping and Maintenance**  
Milgrove, Ont.  
[www.shadesofsummer.net](http://www.shadesofsummer.net)







Before



**Sheridan**  
Nurseries

# Inspiring trends for 2012

With over 100 stylish new products we have everything you need to create the perfect outdoor living space!

perennials & annuals • stylish containers • shrubs • giftware  
patio furniture & accessories • dinnerware • garden accessories



Your destination garden centre, with 9 stores to serve you! [sheridannurseries.com](http://sheridannurseries.com)

Since 1913

landscaping professionals  
[landscapeontario.com](http://landscapeontario.com)  
Green for Life!





Many would see limitations with this small, shaded city property. Designer Sean Anderson of Landscapes by Lucin embraced the opportunity to create an appealing entrance, with a plant palette based on native Carolinian species.

The mature maple certainly presented challenges, overcome by careful specification of shade- and drought-tolerant plants. Belden brick hardscaping gives a friendly English feel, in tune with the home and the neighbourhood.

"I always present two designs," said Anderson. The built landscape reflects ideas drawn from both. Even with a modest budget, the interesting perennial combinations he chose give this homeowner opportunity to change the look each year with annuals.

**Landscapes by Lucin**  
Toronto, Ont.  
[www.lucin.net](http://www.lucin.net)



*Before*

# Distinctive harmony



# Over the top

"These customers had no worries," said Nick Kon of Fossil Landscapes. "We did their first house 10 years ago, and that's why they called us back."

The decade seems to have brought prosperity to this family of four. Landscape renovation plans included a golf green, pergolas, a fire pit, reading area, two water features and limestone walls placed to provide structure.

The design team removed all plantings, and created new beds and drifting perennial gardens to complement the grounds. Stately 'Dawyck Purple' beeches punctuate the landscape.

The clients enjoy every detail of their new landscape. A dead tree became an opportunity for a carved totem pole. "We commissioned the artist," said Kon.



Before



**Fossil Landscapes**

Etobicoke, Ont.

[www.fossillandscapes.com](http://www.fossillandscapes.com)

# Rating

BY RODGER TSCHANZ, UNIVERSITY OF GUELPH  
TRIAL GARDEN MANAGER

# the new plants

Plant breeders are always coming up with new cultivars and improving the genetics of tried and true plants. However, just because something grows well in another part of the world, doesn't mean it will stand up to a southern Ontario summer. To find out, we conduct new plant trials each year at the University of Guelph, Landscape Ontario in Milton, the Vineland Research and Innovation Centre and the Royal Botanical Gardens. Plants are grown in garden beds and containers, just like you would in your garden, so we can evaluate how successfully they adapt; and results are sent back to the breeders.

The following plants performed very well in the 2011 season, and caught the attention of visitors at the open houses during the summer.

### ***Melampodium* 'Casino Light Yellow'**

This plant from Mexico is sometimes called the medallion flower. It grew to a height of 24 inches in our gardens by the end of summer last year.

The foliage is light green, and completely covered with small, daisy-like, pale yellow flowers. It bloomed steadily until frost, didn't require deadheading and seemed resistant to powdery mildew – what more can you want in an annual bedding plant?



### ***Eritrichium* 'Baby Blues'**

The summer of 2011 provided my first opportunity to grow this perennial. The flower looks similar to a forget-me-not, but it blooms in mid-summer instead of spring. It was looking so good in mid-August that many of the visitors to our trial beds voted it a favourite. I don't yet know how well it will behave as a perennial in our southern Ontario climate, but its incredible floral display, in its first year of growth, warrants planting anyway.





***Osteospermum* '3D Purple', '3D Pink' and '3D Silver'**

The replacement of the osteospermum's trademark blue button centre with an anemone-like flower form is easily one of the most noticeable innovations made in osteospermum breeding in a long time. Currently available in the colours purple and pink-and-silver (white with purple highlights), by summer's end the plant reaches garden heights of 16-21 inches and spreads of 30 inches. Osteospermum releases of the past sometimes bloomed poorly; not so with the '3D' series, which bloomed well through the record mid-summer heat of 2011.



***Diascia* Romeo, Juliet and Darla Red**

The common name for the species of diascia is twinspur, named after the two pointed sacs found on the back of the flower. In 2011, we trialed two diascia series; one called 'Romeo' and the other, you guessed it, 'Juliet'. Who says flower breeders don't have fun naming their plants? 'Juliet' has a more compact growth habit than the more vigorous 'Romeo'. Both series are available in orange, pink, white and red, and bloomed well for us in the heat of the summer.

We also trialed a third diascia series called 'Darla'. This series has the full range of diascia colours, and good heat tolerance as well, but what really stood out was the 'Darla Red Improved' cultivar – it was a much darker, true red colour than any of the other reds in the trial.



***Verbena* 'Temari Blue' and 'Lanai Twister Pink'**

Trailing verbena sees a lot of use in mixed planters; it also performs well as a low-growing, annual ground cover. Two favourites from 2011 include 'Temari Blue', a large flowered, vigorous selection that bloomed well throughout the heat of the summer, and 'Lanai Twister Pink'. This plant had great heat tolerance as well, but also had a uniquely striking bicolour pink flower colouration.



***Salvia* 'Summer Jewel Red'**

This is a 2011 All America Selections winner that won its award because it bloomed early in the summer, and continued blooming until frost. By season's end this plant reached heights of 28 inches and a spread of 24 inches.

***Petunia* 'Sweetunia Black Satin' and 'Whispers Star Rose'**

Last summer saw the advent of 'Black Velvet', the first black petunia to hit the marketplace. This summer, a competing company has introduced 'Black Satin', a second-generation black petunia which appears to have some improved qualities, such as more stable black colouration and better flower form. If your petunia colour preferences are other than black, you may want to consider 'Whispers Star Rose', a strong trailing petunia with small to mid-sized light pink flowers emblazoned with a dark pink star on each bloom. This eye-catching plant bloomed freely throughout the summer and had great rain tolerance.

Space here does not allow us to talk about all of the interesting plants in the trials but for a full list of the trial plants, and information about public open houses this summer, please go to the following web site:

[www.plant.uoguelph.ca/trialgarden/](http://www.plant.uoguelph.ca/trialgarden/)

# new perennials

Noted for interesting textures and year-after-year reliability, perennials are great landscape investments.



*Acanthus* 'Whitewater'  
**Whitewater bear's breeches**

Whitewater bear's breeches is a vigorous plant with striking bold leaves that have deeply cut margins that are splashed with white. If that is not enough to stop you in your tracks, the 120 cm (4 ft.) tall pink and cream flower spikes will.



*Aster* 'Blue Autumn'  
**'Blue Autumn' aster**

Remarkably vivid violet-blue flowers from late-summer to fall set this *Aster* apart. Try them in combination with fall-blooming grasses for a lovely late season show in your garden. 'Blue Autumn' aster is a low-maintenance disease-resistant selection. Grows 25-30 cm (10-12 in). Zone 5.

*Campanula*  
'Summer Time Blues'  
**'Summer Time Blues' bellflower**

The breeder claims 'Summer Time Blues' is the longest blooming *Campanula*, with masses of silvery-blue flowers on 60 cm (2 ft.) stems all spring, summer and fall. It has a clumping growth habit and just gets better every year. Does best in full sun. Zone 4.



*Anemone hupehensis* Pretty Lady series  
**Pretty Lady Japanese anemone series**

This fall-flowering series of Japanese anemones distinguishes itself with an excellent dwarf habit that is naturally compact. Plants also have amazing flower power with showy masses of large 5 cm (2 in.) single or double pink blooms. 'Pretty Lady Diana' has single pink flowers and 'Pretty Lady Emily' blooms with double light pink flowers. Full sun to part shade. Hardy in zone 6. In the garden, plants grow to 40 cm (16 in.) tall and 60 cm (24 in.) wide.



*Delosperma* 'Fire Spinner'  
**'Fire Spinner' delosperma**

In bloom, *Delosperma* offers a shocking colour combination. Apple-green foliage makes a glistening carpet, covered with masses of orange and magenta-pink blooms in spring. Will flower sporadically through the summer. Grows to 7 cm (3 in.) tall. Best in sun to part shade. Hardy to zone 5.



*Echinacea* Piccolino  
**'Piccolino' coneflower**

The first compact double *Echinacea* with bright rose-pink double flowers. Very floriferous, fragrant and flowers in summer through fall. Grows to 28 cm (11 in.). Hardy to zone 4.

*Echinacea* 'Pow Wow Wildberry'  
**Pow Wow Wildberry Coneflower**

*Echinacea*s are bred from drought-tolerant, prairie meadow plants, so they are a great performers in a hot sunny locations. 'Pow Wow Wildberry' forms a tight compact clump that produces an abundance of rose-pink flowers with a greenish-orange cone.



*Echinacea* 'Solar Flare'  
**'Solar Flare' coneflower**

'Solar Flare' brings a new colour to the *Echinacea* family. Enormous, fragrant flowers are a deep magenta red when they bloom, and deepen to a smoky rose. The 60-90 cm (24-36 in.) stems are strong and sturdy. Deadheading will further extend the long bloom season. One of the Big Sky™ series. Zone 4.



*Gaillardia x grandiflora* 'Arizona Apricot'  
**'Arizona Apricot' blanket flower**

A 2011 All America Selection Winner, this bright addition to the 'Arizona' series of tickseeds is a must for a sunny garden or container. This perennial thrives under a wide variety of climates. It blankets the garden with colour, even under hot and dry conditions. 'Arizona Apricot' flowers early and uniformly, and continues blooming well into the autumn with a mass of apricot flowers.

# new perennials



*Hakonechloa* 'Sunny Delight'  
**'Sunny Delight' Japanese forest grass**

A reverse variegation of the popular 'Aureola' Japanese forest grass with green blades streaked yellow. Japanese forest grass is the only grass that does well in a shady location. Slightly taller, but has same soft, cascading form as other types. Hardy to zone 5.




*Helleborus* 'Peppermint Ice'  
**'Peppermint Ice' hellebore**

Careful plant selection and breeding resulted in this beauty. 'Peppermint Ice' has double light-pink blooms with darker rose picotee edges. Leathery, evergreen foliage is an added bonus for the shade garden. Grows 50-60 cm (20-24 in.) tall. Zone 4.



*Heliopsis* 'Summer Pink'  
**'Summer Pink' false sunflower**

'Summer Pink' gives a rainbow of colour. Dark red stems and pink foliage with purple veins ... and yellow flowers all summer long. *Heliopsis* prefer full sun and are drought tolerant once established in the garden. Grows 55-65 cm (22-26 in.) tall. Zone 4.



*Hosta* 'Rainbow's End'  
**'Rainbow's End' hosta**

A yellow-centred sport of *Hosta* 'Obsession', that features very thick, shiny, rubbery-like dark green leaves. The bright yellow-streaked centre becomes white by summer. Large lavender flowers on red flower scapes in mid-summer. Grows 28 cm (11 in.) tall. Hardy to zone 3.

*Ligularia*  
**'Bottle Rocket' ligularia**

A more compact version of *Ligularia* 'Little Rocket'. A perfectly proportional plant with a dense clump of thicker, serrated leaves and mustard yellow flower spikes held on chocolate stems just above the foliage. Zone 5. Grows 70 cm (28 in.) tall.







*Lilium* 'Magic Star'  
**'Magic Star' double Oriental lily**

The huge double flowers, very rare and unique, set these lilies apart from most Orientals. Sturdy plants add brilliant late-summer colour to a sunny spot in your garden. Grows 80-100 cm (32-40 in.) tall. Hardy to zone 4.

*Rudbeckia* 'Little Gold Star'  
**'Little Gold Star' black-eyed Susan**

This is a sport of the very popular 'Goldsturm' black-eyed Susan, that flowers more prolifically and is more compact than its parent. It looks terrific in the garden and provides a long season of uninterrupted bloom. Grows 30-40 cm (12-14 in.) tall. Best in a sunny spot, hardy to zone 4.



*Sedum* 'Razzleberry'  
**'Razzleberry' stonecrop**

An unparalleled *Sedum* with giant 22-cm (9-in.) flower heads the size of volleyballs. Flower colour is brilliant raspberry and visible from 90 meters away. Starts to bloom earlier than most other *Sedums*, 'Razzleberry' is ultra-compact, with 17.5 cm (7 in.) tall smoky blue-gray foliage. Adds brilliant colour to your garden with flowers from early summer until fall. Zone 4.

Experience. Knowledge. **Reliability.**



**PROFESSIONAL GROUNDS MANAGEMENT SERVICES**

LAWN CARE • TREE AND SHRUB CARE • IRRIGATION  
LANDSCAPE DESIGN/BUILD • SNOW SERVICES



**BOOT'S**  
LANDSCAPING  
& MAINTENANCE LTD.



905.764.5455 | [www.bootslandscaping.com](http://www.bootslandscaping.com)

# new roses

Romance, fragrance ... roses.  
Cultivars are now available  
bred to succeed in Canadian gardens.



*Rosa KORfobalt*  
**Cinderella Fairy Tale™ shrub rose**

Lovely soft colour with the charm of old-fashioned roses, enchants by its very healthy foliage and nostalgic shape of flowers, decorated with gold medals in Baden-Baden, Geneva and Rome. A fruity fragrance. Tested for hardiness in Canada. Will bloom recurrently. Glossy dark-green foliage that is impervious to fungal diseases. With their disease resistance and hardiness, Fairy Tale™ roses are excellent for beds and borders, and as specimens or group plantings.



*Rosa 'Bill Reid'*  
**Bill Reid shrub rose**

The third introduction into the hardy Canadian Artists™ series. A good clear-yellow shrub rose with single flowers that don't need deadheading. As with all the Canadian Artists™ roses, Bill Reid is extremely hardy and will do very well in most Canadian climates. A low grower with mild fragrance.



*Rosa FRYextra*  
**Cloud Nine hybrid tea rose**

Gorgeous blooms appear continuously on a bushy and vigorous plant. It is laden with large, classically structured flowers of bright glowing pink with a superb fragrance. An easy growing, trouble-free variety, that is certain to provide a first class display. Grows to approximately 110 cm (45 in.).



*Rosa KORstesgli*  
**Toscana Vigorosa landscape rose**

The frilly, raspberry-red blooms are a perfect contrast to the glossy, dark-green foliage of this variety. This practically disease-free rose blooms nonstop until late fall, making Toscana Vigorosa an excellent variety for any garden. Grows up to 50 cm (20 in.) tall and 60 cm (24 in.) wide. Look for other roses in the Vigorosa landscape family.



*Rosa WEKfunk*  
**Dick Clark™ grandiflora rose**

Black-red buds spiral open to show off swirls of cream, edged and washed with vibrant cherry pink. When the sun strikes the petals, they begin to blush burgundy, finishing as a deep dark red. Easy to grow with great vigour. An All American Rose Selections 2011 award-winner. Moderate cinnamon spice fragrance.

# woody plants

New choices in woody plants mean great 'bones' for your garden, and enhanced value for your home.



## *Weigela* 'Bokraspiwi' Spilled Wine weigela

Spilled Wine has dark red, wavy leaves and a spreading growth habit. Its hot pink-magenta flowers are similar to those of Wine and Roses, but this is a smaller plant that is wider than it is tall. Leaf colour intensifies to near black in late summer, and does not fade to green like some older selections. The tubular flowers attract hummingbirds. Grows best in full sun, hardy to zone 5. Grows 60-90 cm (2-3 ft.) tall and wide.



## *Hydrangea paniculata* 'Renhy' PP20,670 Vanilla Strawberry™ hydrangea

This delicious new creation from France has enormous flower clusters that are a blend of vanilla and strawberry, held upright on red stems. This First Editions™ variety opens creamy white in mid-summer, changing to pink and then finally to a strawberry red.



## *Cercis canadensis* 'Greswan' Burgundy Hearts™ redbud

This new redbud selection has new growth that emerges as shimmering red-purple, heart-shaped leaves. Showy pink-lavender flowers appear before the leaves in spring. Older, shaded foliage may revert to green during the season.



## *Physocarpus opulifolius* 'Jefam' Amber Jubilee® ninebark

A seedling of the cross 'Diabolo' x 'Darts Gold', Amber Jubilee® ninebark was named in honour of Queen Elizabeth's Diamond Jubilee this year. During a visit to Winnipeg in 2010, her majesty Queen Elizabeth II took part in the ceremonial planting of this new shrub created in her honour. Hardy to Zone 2, Amber Jubilee is a medium shrub reaching a mature height of 2 m (5-6 ft.) and a width of 1.5 m (4 ft.), and offers a unique blend of foliage colours, including new growth that takes on shades of yellow and orange in summer before turning purple in the fall. Foliage on mature sections of the plant is lime-green. Amber Jubilee will be effective, whether massed or planted in small groupings.



## *Hydrangea paniculata* 'Wim's Red' Fire and Ice hydrangea

A stunning new hydrangea that provides three seasons of colour in your garden. Extremely long-lasting flower show, as the large blooms open cream, mature to pink in mid-summer and deepen to burgundy in the fall. Grows 120 cm (4 ft.) tall.



## *Buddleia* 'Miss Molly' Miss Molly dwarf butterfly bush

Outstanding flowers of dark sangria-red that really 'pops' in the garden. A prolific bloomer with a compact habit. Deer resistant foliage. This butterfly bush is hardy to zone 6.

# new annuals

Need all-season colour in containers, beds or borders? Choose annuals.



*Angelonia angustifolia*  
Archangel™  
**Archangel™ summer  
snapdragon**

Angelonia is a garden superstar, strong even in extreme heat, humidity and drought. Archangel boasts big blooms, vibrant colours and glossy, dark green foliage for huge summer impact. It also makes a great 'thriller' in summer patio containers. Available in Pink, Purple, Raspberry, and White. Grows 30 cm (12 in.) tall and wide.



*Angelonia angustifolia*  
Serena® Blue  
**Serena® Blue  
summer snapdragon**

Serena® Angelonia is a tough yet elegant plant. New Serena Blue adds a true blue variety to meet gardeners' demands for deep colour. Serena is a care-free, continuous bloomer that performs well under a wide range of conditions. It's the perfect choice for gardeners looking for water-wise, heat-loving plants in both the garden and containers. Grows 35 cm (14 in.) tall and wide.

*Begonia x hiemalis* Dragone series  
**Dragone begonia series**

Get a jump on your garden with Dragone begonias. Earlier than traditional begonias, they have gigantic double flowers and stunning glossy foliage. Available in 'White Blush', 'Sunset' and 'Pink Hope' (pictured).



*Calibrachoa hybrid* Cherry Star  
**Superbells® Cherry Star**

Superbells® calibrachoa have a compact and bushy growth habit and are covered with hundreds of flowers all summer until frost. Superbells® bounce back after a rain and are self-cleaning. **Cherry Star** offers a unique bloom colour and pattern, with a stable yellow star radiating across the cherry pink petals. **Grape Punch** is an addition to the popular two-toned Punch series introduced last year, with large grape blooms with a deep velvet throat and a yellow eye. **Miss Lilac**® superbells is a prolific bloomer with blush lilac flowers. Exceptional disease resistance makes Miss Lilac a great choice for baskets and containers. **Sweet Tart** offers a mounding/trailing habit with cascades of soft pink flowers, accented with a large lemon-yellow eye.





*Ipomoea batatas*  
Illusion® Garnet Lace  
**Garnet Lace**  
**sweet potato vine**

The third addition to the Illusion series has the same compact habit and dense branching, but offers vibrant garnet-red, lacy leaves to the popular series.

*Carex buchananii* 'Firefox'  
**Firefox leatherleaf sedge**

The rich red-brown leaf of new Firefox leatherleaf sedge is a designer's dream.

Not only does it make silvery grey foliage pop, but it combines dramatically with burgundy and purple flowers and foliage. Adds a lovely fine upright texture to combination planters.



*Ipomoea batatas* Sweet Caroline series  
**Sweet Caroline sweet potato vine**

Two new additions to the Sweet Caroline sweet potato vines this year are: **Sweet Caroline Raven Improved sweet potato vine** with rich, dark-purple-black dissected foliage and **Sweet Caroline Bewitched Improved sweet potato vine** with large textured leaves and richer, darker colour. Both plants are eye-catching in baskets, containers and the landscape.



*Osteospermum ecklonis* 3D™  
**Osteospermum**  
**3D™ African daisy**

3D™ is a whole new dimension of flower — it's the osteo that doesn't close at night time, or in cloudy weather. Its button-like, double blooms stay open all day and night for high impact in the garden. Perfect for fall or early spring containers. Grows 35 cm (14 in.) tall and 50 cm (20 in.) wide. Available in Silver, Pink and Purple.

*Heliotrope* hybrid Topaz™  
**Topaz™ heliotrope**

Topaz™ heliotrope is a compact variety, great for mixed containers. The slightly fragrant flowers are reminiscent of cherry pie, adding a pleasant scent to seating areas. Grows 15 cm (6 in.) tall and 30 cm (12 in.) wide.



# new annuals

*Petunia* hybrid  
Blanket™ series

## Blanket™ petunias

An ideal choice for the landscape, Blanket™ petunias are bred for both container and garden performance. Midnight Velvet has rich, exceptionally dark purple flowers, while Purple Improved and White Improved flower seven to 10 days earlier than current varieties. 10 cm (4 in.) tall and 50 cm (20 in.) spread.



## *Petunia* hybrid Potunia Pink Pink Potunia

"Flower-Power" can be used to describe this variety. Potunias grow like a bubble, round and round. Ideal for use in containers, either in combination with other plants, or planted alone.

All plants in the Potunia series are cold and mildew tolerant.



## *Salvia farinacea* 'Evolution® White' Evolution® White salvia

A new eye-catching silvery white colour with the same great garden performance and compact habit as All America Selections award winner *Salvia* 'Evolution'.

Early to flower and very floriferous, *Salvia farinacea* 'Evolution' White' has bright white blooms that provide a clean, fresh look in the landscape all season long.

# Garden Inspiration

### Publisher

Lee Ann Knudsen CLP  
lak@landscapeontario.com

### Editorial director

Sarah Willis  
sarahw@landscapeontario.com

### Editor

Allan Dennis  
adennis@landscapeontario.com

### Art director

Kim Burton  
kburton@landscapeontario.com

### Graphic designer

Mike Wasilewski  
mikew@landscapeontario.com

### Web editor

Rob Ellidge  
rob@landscapeontario.com

### Sales manager, publications

Steve Moyer  
smoyer@landscapeontario.com

### Director of public relations

Denis Flanagan CLD  
dflanagan@landscapeontario.com

### Communications assistant

Shawna Barrett  
sbarrett@landscapeontario.com

### Accountant

Joe Sabatino  
joesabatino@landscapeontario.com

**LOHTA staff:** Carla Bailey, Rachel Cerelli, Tony DiGiovanni CHT, Sally Harvey CLT CLP, Helen Hassard, Jane Leworthy, Heather MacRae, Kristen McIntyre CHT, Kathy McLean, Linda Nodello, Kathleen Pugliese, Paul Ronan, Ian Service, Tom Somerville, Martha Walsh

### Advisory committee

Hank Gelderman CHT, Gerald Boot CLP, Marty Lamers, Warren Patterson, Bob Tubby CLP, Laura Catalano

© 2012 by Landscape Ontario Horticultural Trades Association. Material in this publication may be reproduced; please contact the publisher and provide credit. Publisher assumes no responsibility for, and does not endorse the contents of, any advertisements herein. All representations or warranties made are those of the advertiser and not the publication. Views expressed do not necessarily reflect the views and opinions of the association or its members, but are those of the writer concerned.

landscapeontario.com



Landscape Ontario Horticultural Trades Association  
7856 Fifth Line South, Milton, ON L9T 2X8  
Phone (905) 875-1805 Fax (905) 875-3942  
www.landscapeontario.com

**FAIRGREEN SOD FARMS**

**Fairgreen Sod No. 1 GARDEN SOIL**

Just over 1 cubic yard of garden soil (peat, manure, compost & minerals) delivered to your door in a convenient, resealable bag for NO MESS gardening

**ALSO AVAILABLE IN THE BAG**  
MULCH AGGREGATES FIREWOOD

**\$15** Must be delivered by May 31st, 2012

From your 1st bag purchase will be donated to the

**MARKHAM STOUFFVILLE HOSPITAL**

EXPANSION CAMPAIGN

We're growing. Together.

**CALL FOR DELIVERY**  
**905-640-9090**

MON-FRI 7-3 SAT 7-2 SUN CLOSED

VISA M.C. A.M.E. B.C.

10375 HWY 403, MARKHAM, ON, L3P 3J3

new  
annuals



*Solenostemon  
scutellarioides* 'Wasabi'  
**Wasabi coleus**

This is one Wasabi you can't have too much of! Durable and rugged, Wasabi's brilliant chartreuse, serrated leaves hold up in sun or shade without fading or spotting. Pair this vigorous variety with Redhead coleus for a spicy, sizzling combination. Grows 65 cm (26 in.) tall and wide.



*Solenostemon  
scutellarioides* 'Sultana'  
**Sultana coleus**

With its large, lacy leaves of bold burgundy and chartreuse, Sultana fills patio pots fast and looks fabulous all season long. Vigorous and featuring a beautiful habit, it's a perfect addition to any sun or shade garden. Grows to 65 cm (26 in.) tall and 55 cm (22 in.) wide.

*Zea mays*  
Field of Dreams  
**Field of Dreams  
ornamental corn**

Field of Dreams is an eye-catching new variety with a very strong white stripe running through the long pink tinged green leaves. More compact and branching than existing varieties, it is therefore ideally suited to use as the centrepiece of a container or in ornamental bedding displays. Grows 150-180 cm (60-72 in.) and 30-45 cm (12-18 in.) wide.



# ROSES

Spectacular new  
DISEASE RESISTANT  
and hardy Hybrid Tea,  
Floribunda, Climbing  
and shrub rose  
varieties available.  
**IDEAL for  
Ontario gardens.**

Visit our secure website to see  
our extensive assortment of hardy,  
disease resistant Ontario grown roses.  
**[www.pickeringnurseries.com](http://www.pickeringnurseries.com)**

Pickering Nurseries, 3043 County Rd 2, RR1,  
Port Hope, ON L1A 3V5 1-866-269-9282

landscape industry  
**certified**

**Your  
green industry  
assurance  
of quality**

Visit  
**[www.landscapeontario.com/certified](http://www.landscapeontario.com/certified)**  
for more information

# “Take time to...”



**Final Design by:**

Brydges Landscape Architecture Inc  
(Paul Brydges, LA and Matthew Hooker, LA)

Your Designer Landscapes Inc (Fred Post, CLD)

**Contributing to the Feature Garden Design**

Harry Gelderman – Gelderman Landscaping

Catherine Geraats – Aphrodite Design Group Inc.

Jodie Munshaw, CLD

Ron Swentiski, CLD – Trillium Associates

Assisted by: Heather Cullen

As a society we strive to find new ways to save time, work smarter and play harder. We do this through a variety of means including the use of faster and more powerful technology, finding a sense of accomplishment in a fatter bank account and obtaining instant gratification through the procurement of more ‘things.’ The result is that we become more stressed and less effective as we get caught up in the busy-ness of getting ahead.

The members of Landscape Ontario invite you to deliberately slow down as you enter our garden and ‘Take time to...’ enjoy the pleasures offered in nature.

Have you ever really sat in your back yard and listened to the wind passing through the trees, or whistling around the corner of the house? Come hear what beautiful sounds it makes passing through the strings of a harp.

Do you ever really take time to stop and smell the roses, both literally and figuratively? Roses possess a rich history and story — stop and learn about the Canadian rose story, and gain a new appreciation for the flower of romance.







Have you ever stood in awe and appreciation of the beauty and majesty of trees? Watched a fruit tree swell into blossom, or thanked a majestic maple as you picnic or nap in its shade on a warm summer tree.

When you hear the babbling of a brook, or the thunder of a waterfall, do you value its life-giving power? Do you see the strength and beauty in its rocks and stones? See what happens when rock and stone is transformed through art and craftsmanship in this whimsical garden.

As Canadians, we are blessed with, and are stewards of, many of nature's gifts. As Landscape Ontario members, we use them every day as tools in the art and science of horticultural design and creation. The designers, builders and contributors to this year's Landscape Ontario garden at Canada Blooms invite you to visit the garden and 'Take time to...' Take time to appreciate the talents, passion, dedication and commitment of the Landscape Ontario members who have created an intimate space that could be your own backyard, where you can take time to get out of the business of your own life and enjoy the simple delight of being outdoors.

— Paul Doornbos, CLT, CLP

## LEADERSHIP TEAM

Project Managers:	PAUL DOORBOS, CLT, CLP BRIAN MARSH, B. Comm.
Landscape Design Team:	PAUL BRYDGES, LA MATTHEW HOOKER, LA FRED POST, CLD
Water Feature:	JAMES GARFIELD THOMPSON, Bsc.Agr., Pag. OALA
Plant Acquisition:	REGINE MARSH, Dip. Hort.
Green Roof/Detailing	JANET ENNAMORATO, BA, CLA, GRP
Recognition	BARRY HORDYK
Tear Down Team:	PETER VANDERLEY, CLP AND LONDON CHAPTER

## BUILD TEAM

AEON Gazebos	<a href="http://www.aeongazebo.com">www.aeongazebo.com</a>
Brydges Landscape Architecture Inc.	<a href="http://www.brydgeslandscapearchitecture.com">www.brydgeslandscapearchitecture.com</a>
Creative Garden Designs	<a href="http://www.creativegardendesigns.ca">www.creativegardendesigns.ca</a>
Earth Art Landscapes Inc.	<a href="http://www.earthartlandscapesinc.com">www.earthartlandscapesinc.com</a>
Gardens in the City	<a href="http://www.gardensinthecity.ca">www.gardensinthecity.ca</a>
Gelderman Landscaping	<a href="http://www.gelderman.com">www.gelderman.com</a>
Green Design Landscaping Inc.	<a href="http://www.greendesign.ca">www.greendesign.ca</a>
Ground Effects Landscapes	<a href="http://www.groundeffects.ca">www.groundeffects.ca</a>
J. Garfield Thompson Landscape Ltd.	<a href="http://www.waterartinc.com">www.waterartinc.com</a>
Highland Masonry	<a href="http://www.highlandmasonrydrystone.com">www.highlandmasonrydrystone.com</a>
Moonstruck Landscape Lighting	<a href="http://www.moonstrucklighting.com">www.moonstrucklighting.com</a>
Shademaster Landscaping Ltd.	<a href="http://www.shademaster.net">www.shademaster.net</a>
Thornbusch Landscaping Company	<a href="http://www.thornbuschlandscaping.com">www.thornbuschlandscaping.com</a>
Through Stone Masonry	<a href="http://www.throughstonemasonry.ca">www.throughstonemasonry.ca</a>
Vineland Research and Innovation Centre	<a href="http://www.vinelandresearch.com">www.vinelandresearch.com</a>
Whistling Dwarf Stonework	<a href="http://www.whistlingdwarfstonework.com">www.whistlingdwarfstonework.com</a>
Your Designer Landscapes Inc.	<a href="http://www.yourdesignerlandscapes.net">www.yourdesignerlandscapes.net</a>

## SUPPLIERS

AEON Gazebos	<a href="http://www.aeongazebo.com">www.aeongazebo.com</a>
Balfour Greenhouse Ltd.	<a href="http://www.balfourgreenhouses.com">www.balfourgreenhouses.com</a>
Boot's Landscaping and Maintenance	<a href="http://www.bootslandscaping.com">www.bootslandscaping.com</a>
Connon Nurseries/NVK Holdings	<a href="http://www.connonnurseries.com">www.connonnurseries.com</a>
Decorpro Inc.	<a href="http://www.decorpro.ca">www.decorpro.ca</a>
Jade Environmental Services	<a href="http://www.jadesolarpv.com">www.jadesolarpv.com</a>
J. C. Bakker and Sons	<a href="http://www.jcbakker.com">www.jcbakker.com</a>
LeisureDesign: Inspire your Life	<a href="http://www.leisuredesign.ca">www.leisuredesign.ca</a>
Nursery Sod Growers Association of Ontario	<a href="http://www.nsgao.com">www.nsgao.com</a>
PAO Horticultural	<a href="http://www.paohorticultural.com">www.paohorticultural.com</a>
Palatine Nurseries	<a href="http://www.palatineroses.com">www.palatineroses.com</a>
Pan American Nursery Products	<a href="http://www.panamnursery.com">www.panamnursery.com</a>
Pebbleman Natural Stone (The)	<a href="http://www.pebbleman.ca">www.pebbleman.ca</a>
Pickering Nurseries	<a href="http://www.pickeringnurseries.com">www.pickeringnurseries.com</a>
Rosa Flora	<a href="http://www.rosaflo.com">www.rosaflo.com</a>
SGI Lighting Inc.	<a href="http://www.sgilighting.com">www.sgilighting.com</a>
Soundscapes International	<a href="http://www.soundscapesinternational.com">www.soundscapesinternational.com</a>
Star® Roses	<a href="http://www.starroses.com">www.starroses.com</a>
Unilock Limited	<a href="http://www.unilock.com">www.unilock.com</a>
Upper Canada Stone Company Ltd.	<a href="http://www.uppercanadastone.com">www.uppercanadastone.com</a>

# Roses: a plant for every garden



In Canada, gardens and landscapes are treasured in the hearts of the population. Historically without a doubt, one of the most cherished and beloved plant has been the rose. It has characterized emotion and beauty in a way that no other plant comes close to duplicating. Roses have traditionally been used to commemorate special events and people. There was a time, not so long ago, that almost every landscape was considered incomplete unless it had roses as part of its array of plants.

Over time however, landscape styles have changed. Today's gardener is looking for low maintenance plants with little or no pest and disease problems. They want plants that are going to be hardy in their landscapes, requiring no special winter care and they don't want them to be invasive. Among these qualities, the gardener doesn't want to sacrifice are standing ornamental features with colour and fragrance at the top of that list. Today's roses fill these needs, but are often overlooked due in part to several misconceptions regarding their care.



## Misconception #1: Roses are high maintenance plants in the garden.

**Fact:** In the past, roses used in the gardens were bred with one simple purpose in mind—to produce the most beautiful flower. Little consideration was given to hardiness and disease resistance because gardeners were willing to provide the extra care needed to help the plant through the winter and were willing to go through the efforts of spraying to keep the foliage clean. Today that is simply not good enough. Rose breeders and growers alike realize this. As a result there are now roses that are very disease resistant and can survive Canadian winters with no special winter protection. Breeders have also developed roses which require no deadheading (removal of finished bloom) but will continue to re-bloom throughout the season with no unsightly old blooms—the petals simply drop off the old flowers.

## Misconception #2: Roses are for formal landscape styles.

**Fact:** Because of the ease of growth and improved performance in today's roses, they have become incredibly versatile plants. Gardeners can now use roses wherever they might have thought of using a flowering shrub in the landscape, and in most cases the rose will often outperform other shrub choices. There are not many woody plants that offer such an array of colours or extended bloom period that is presented by today's roses. On top of that, many come with the added ornamental feature of fragrance and winter show of brilliant rose hips. Roses can now be used in a shrub border, in planter boxes, on trellis, or in mass commercial plantings.

## Do your homework

Some gardeners who have purchased roses in recent years still end up being disappointed. Simply looking at the colour picture tags and picking the colour of choice is not necessarily going to give the desired results.



# The Canadian connection

With their exotic, yet delicate petals and heady scent, roses are the quintessential garden flower. For sheer floral indulgence, nothing is more evocative than the lingering scent of a rose garden on a hot summer day.

Early settlers to Canada sought to recreate the rose gardens of their homeland in the New World, but the tender European roses carefully nurtured on the ocean voyage were unable to stand up to our harsh Canadian winters.

In the late 1800s, two Canadian breeders separately had success developing hardy rose cultivars that formed the basis for a very successful rose breeding program that continues today. Canadian roses must be strong enough to withstand prolonged freezing temperatures and be disease resistant. In addition, breeders look for outstanding colour, long-lasting blooms and great fragrance.

Agriculture and Agri-Food Canada (AAFC) sponsored two hardy rose breeding programs, one in Morden, Manitoba and the other at the Central Experimental Station in Ottawa. The Parkland series of roses were developed in Morden, while the Explorer roses came out of Ottawa.

When budget cuts terminated the plant breeding programs in Morden and Ottawa in 2008, the Canadian Nursery Landscape Association (CNLA) acquired all the genetic materials in AAFC's rose breeding programs, as well as the rights to collect royalties from the existing plant licenses to support future research.

The Canadian rose story continues today at the Vineland Centre for Research and Innovation in Vineland Station, where CNLA has contracted with researchers to carry on the work started over a century ago, creating hardy new cultivars for Canadian gardeners. Roses developed at this centre for horticultural excellence will be tested across Canada to ensure they have the necessary cold tolerance to be a success.

The newest rose from the Canadian breeding program is set to be released this spring. You can find the Bill Reid rose at your local Landscape Ontario member garden centre. Bill Reid is part of the new Canadian Artists series, along with the Félix LeClerc and Emily Carr roses.



Sweet Antique rose



Magma rose



Bride's Dream

Spending a bit of time speaking with the experts at your local garden centre will help narrow down the roses that work best in your climatic conditions.

The first thing to ask about is whether or not the rose is suitable for your climatic conditions. Many of the roses sold today have not been locally produced, and may be grown on a rootstock that is not hardy for some of Canada's colder regions. When looking for hardy roses, find out if the roses are on a hardy rootstock (*Rosa multiflora*) or produced on their own roots (from cuttings). Once

this is known, you can further determine the rose's hardiness by the selection of cultivar. Many new hybrid tea, floribunda, grandiflora, and climber varieties will perform very well in the Toronto area and similar climates if on a hardy rootstock (*multiflora*).

Some other roses that have become

very popular recently are the Knock Out series, the Flower Carpet series, Oso Easy series and Vigorosa roses. These roses offer clean foliage and colour all season. The hardest selections come out of the Canadian rose breeding programs and are going to perform well in some of Canada's coldest regions (down to Zone 3 or colder) with little or no winter protection.



Apricot Vigorosa rose

## The rose cultivars you may find throughout Canada Blooms are:

AC™ Navy Lady	Belle Danielle	Bride's Dream
Apricot Drift	Peach Drift	Pink Drift
Domina	Double Delight	Duftzauber
Ebb Tide	Emily Carr	Brothers Grimm™ Fairy Tale
Floral™ Fairy Tale	Lion's Fairy Tale	Petticoat™ Fairy Tale
Sisters™ Fairy Tale	Félix LeClerc	Flower Carpet Pink Supreme
Flower Carpet Scarlet	Corrie Freeland	Magma Freeland
Toscana Freeland	Friesia	Gemini™
Gina Lollobrigida	Home Run	Pink Home Run®
Honey Perfume™	Ida	Party Hardy™
Pink Knock Out™	Sunny Knock Out 2	Love
Love and Peace	Maxi Vita®	Melody Parfumée™
Mellow Yellow	Morden Sunrise	Morden Blush
Nicolas	Olympiad™	Queen Elizabeth
Sweet Antique	Apricot Vigorosa®	Siena Vigorosa®

# Top 10 turf tips

BY KEN PAVELY

We often don't think of our lawns as a collection of plants, but that's what a typical lawn is. In fact, a 4000 sq.ft. (approx. 370 sq. meters) lawn can contain as many as four million grass plants. Unless you have a perfect lawn, following these tips will be well worth the effort!

**Lawns need nutrients.** The majority of lawns need regular fertilizing to stay thick and healthy. If you are a do-it-yourselfer, your local Landscape Ontario member garden centre will have a number of high quality options for slow release fertilizer. Do yourself a favour and measure the square footage of your lawn before you go shopping, so you know how much to buy. Follow the directions to the letter to avoid disappointment and clean up fertilizer that hits your driveway, sidewalk or road. Never ever spread it by hand.

**Seed, seed and more seed.** The most effective way to combat weeds is to have a thick lawn. Applying a good quality seed, once in the spring and once in the early fall will pay big dividends. Over the course of a season or two, you will see a marked difference in your lawn. Be sure to keep the seed out of your flower and shrub beds, and off patios or walkways (otherwise you will be picking grass shoots out of your garden all summer). You can put the seed on with a spreader, or even by hand if you wish.

**Mowing.** An essential part of keeping a lawn healthy is regular mowing. Generally speaking, mowing your lawn once a week will be sufficient. If you are feeling energetic, mowing twice a week during the month of May will produce a markedly thicker lawn, which is without a doubt, the best way to fight weeds. Regardless of what kind of mower you have, keep the blades sharp, and cut at a height of six to eight cm (two to three inches). Unless you want to give your lawn the slow kiss of death, mowing

once every two weeks or less is really not recommended. A steady diet of infrequent mowing will cause your lawn to thin out—a lot! When it is extremely hot, do not mow during the middle part of the day.

**Water.** This topic is a constant source of controversy. Lawns need an inch of water per week. Rainfall is always better than the tap, so if your lawn is hanging in there with Mother Nature's elixir, there is no need to pull out the sprinkler. If though, your lawn has not seen any appreciable moisture for three weeks or more, it's time to take notice.

It is customary to let your lawn go dormant in the summer, and that's ok — to a point! If your lawn has gone three weeks or more without any appreciable moisture, it's time to give it a drink. You don't need to soak it, but leaving the sprinkler on for 15-20 minutes per spot, will give it enough water to stay alive, and once cooler temperatures and fall rains return, it will bounce back. Thousands of homeowners across the province lost turf due to drought last summer, and could have avoided the problem by giving their lawns a sip once a week during the dry spell.

**Aeration.** If your lawn is rock hard, it needs a breather—literally. Aeration allows much-needed oxygen to get to the roots. Spring or fall is great time to do it, by either renting one or having a lawn service do it for you. If you rent one, go over your lawn at least twice.





**Grubs.** If chunks of your lawn come up, and you see a white grub sitting on the soil surface, you have a problem. The only alternative available this year is the use of nematodes. These are tiny tiny worm-like creatures that when **correctly applied**, will do serious damage to a grub. You can purchase them from your local Landscape Ontario member garden to apply on your own, or a lawn service can do it for you. Nematodes must be kept refrigerated until you apply them. If you buy from a store, be sure they have been kept refrigerated. A word of CAUTION: you must follow directions to the letter, because if you don't, you will have wasted time, money, and your lawn.

If you have animals digging for grubs this spring, you can try applying nematodes, but control can be spotty. Applying nematodes in the early fall gives you a much better chance of controlling them. If you are applying nematodes yourself, be sure to speak with the experts at your local garden centre to make sure you are buying the correct species for Canadian lawns. Make sure you buy enough to apply 50 million nematodes for every 1000 sq. ft. of lawn, and follow the directions.

**Weeds.** As mentioned before, a thick lawn is the best defence against weeds. There is a do-it-yourself product for lawns available at your local store. If you buy, make sure the label says it is for "use on lawns." Lawn care companies are licenced to apply a similar product, and can effectively control most common weed problems.

**Crabgrass.** 2011 was an outstanding year for crabgrass. It was everywhere—so what can be done? There is evidence that corn gluten meal applied at very high rates will have some measure of effectiveness. You cannot seed those areas, though, for several weeks after treatment. An alternative is to overseed with a light topdressing of compost, early in the spring in the hope of thickening your lawn so it can out-compete the germinating crabgrass seeds.

**Lawn insects.** Aside from grubs, there are other insects that can plague your lawn. If you have brown spots, and there has been sufficient moisture to prevent drought, you could likely have an insect problem. If you are unable to find the culprits, consult a lawn service for a detailed analysis.

**Topdressing.** Adding compost that is free of weeds can be very beneficial. You don't need to bury the lawn... a light coating of a ¼ inch will be sufficient. Be wary of manures that are not composted—they could contain a lot of weed seeds.

For more information, consult the Guelph Turfgrass Institute at <http://www.guelphurfgrass.ca/>

— Ken Pavely has more than 40 years in the turf industry, and has managed programs for over 150,000 lawns across Canada

# Grateful for grass

Scientific research has documented the many benefits of turfgrass to our environment and mental and physical wellbeing. Our turfgrass lawns, parks and open areas provide a natural, comfortable, and safe setting for fun and games, release oxygen and cool the air, control pollution and reduce soil erosion and purify and replenish our water supply.

## **Our environment**

The satisfaction of creating beauty within the landscape can be rewarding for you and the environment. With turfgrass sod, the rewards are practically immediate. A well maintained lawn and landscape can add as much as 15 per cent to the value of a home by enhancing its curb appeal.

## **Pollution control**

Today's improved turfgrass varieties are very effective in reducing pollution. Turfgrass traps and removes dust and dirt from the air. 2,500 square feet of lawn absorbs carbon dioxide from the atmosphere, and releases enough oxygen for a family of four to breathe.

## **Nature's air conditioner**

Turfgrass has a tremendous cooling effect on its immediate environment. On a hot summer day, lawns will be 30 degrees cooler than asphalt and 14 degrees cooler than bare soil. The front lawns of eight

houses have the cooling effect of about 70 tons of air conditioning. That's amazing when the average home has an air conditioner with just a three or four ton capacity. The cooling effect of irrigated turf reduces the amount of fuel that must be burned to provide the electricity which powers the air conditioners.

## **A natural filter**

Runoff water in urban areas carries many pollutants. Turfgrass acts as a natural filter, reducing pollution by purifying the water passing through its root zone.

## **Soil erosion**

The clean gentle strength of turfgrass is the most cost-effective method for controlling wind and water erosion. A healthy lawn absorbs rainfall six times more effectively than a wheat field and four times better than a hay field. A sodded lawn will absorb greater amounts of rain than a seeded lawn; even after three years of growth.

## **Fun and games**

The soft resilient surface of turfgrass is the safest and least expensive place to play. For backyard ball games or the Grey Cup, athletes of all sizes prefer the green cushion of turfgrass. Turfgrass is the only place for putting, picnics or just plain relaxing.

## **Our mental health**

Turfgrass quietly adds to the beauty of our lives and even our mental and physical health. Doctors have shown that people recover faster in a hospital when given a landscape view, rather than seeing only the walls of adjoining buildings.

— From *The Lawn Institute*



# It all begins with SOIL

We walk on it, call it “dirt” and more often than not, give more thought to the garden’s decorations than what lies beneath our feet and is the environment where our plants grow and draw life.

Soil. We really have to stop taking it for granted.

Every garden and every gardening year starts with a plan and visions of blooming success. What plants to buy, where to put the beggie patch, tree care and the like. But the results of the best plans and efforts will wilt, if upfront and ongoing attention is not given to the quality of your soil.

Quality soil can happen naturally. But it’s based on one simple equation: what you take out, you must put back in.

The ongoing addition of organic matter and compost provides your soil with the texture, structure and nutrients needed to create a positive home and environment for your plants to grow and flourish.

Like so many things in life, soil is a complicated being. It is a combination of many materials including minerals and rock, decaying and decomposed organic matter, air and water as well as the presence of living organisms including microscopic bacteria and fungi.

Soil contains a mixture of different sized particles of minerals and rocks, with its texture and physical properties dependent on particle size. The most abundant size of particles determines how a soil type is described.

*Sandy* soil is composed of large particles which allow for lots of space between each one. Water drains very quickly through sandy soils, often taking valuable nutrients with it.

*Clay* soil is composed of very small particles with very small spaces between each particle. Clay has the ability to hold water and nutrients but air cannot penetrate between these spaces and water is difficult to drain away.

A *Silt* soil is composed of particles sized between those found in sand and clay. Silt particles are small enough that they can cause drainage problems but unlike clay soil, silt tends to be dusty and powdery when dry.

*Loam* soil is the ideal, a balanced blend of sand, clay and silt. Loam has the ability to hold water with any excess easily draining away, allowing air down into the soil to provide the necessary oxygen to plant roots and the organisms found in the soil. It is easy to work, holds nutrients, has good aeration and good water-retention capacity.

Adding compost is the easiest way to improve any soil type, working towards the ultimate goal of being “loamy.” With compost, all soil types are enhanced, improving their organic



matter content, structure and texture. Compost helps sandy soil increase its water and nutrient retention while drainage and aeration are improved in clay soils and silt.

Compost and organic matter are not only the soil’s conditioner but also its food supply. Vegetable and fruit scraps, lawn and garden trimmings, manures, wood and soiled paper are all examples of raw materials which can be composted and turned into food for your soil and plants.

Finished compost can be applied to the soil in many ways, such as a soil amendment (turn it into the soil) or as a topdressing or mulch (spread compost on top of the soil and it will “disappear” over time as it works its way naturally into the soil). The application of one inch or about two centimetres of finished compost is a good activity to add to your spring and fall gardening routines.

Healthy soil is alive, teeming with microorganisms such as bacteria, fungi and yeast as well as larger creatures like earthworms. They depend on the availability of air, water and nutrients in the soil to live.

In return, they are the ultimate recyclers, breaking down organic matter to release nutrients for root development and plant growth. They also mix up the soil to improve aeration, texture and structure.

CELEBRATE! when you find earthworms in your soil. It’s a sign that it’s a good place to live and flourish.

We all want to live in a great place and space. And that’s basically what you want your soil to be ... a good home environment for your precious plants and trees.

Paying attention to the quality of your soil and giving it some TLC (the lovely compost) is the best way to earn your green thumb and get ready for a great gardening season ahead.

— Compost Council of Canada, [www.compost.org](http://www.compost.org)

# Landscape Ontario members give back to communities

Landscape Ontario spans the province from Windsor to Ottawa to Thunder Bay; it is made up of engaged and generous members who walk the walk when giving back to the community that supports them. Here is a sampling of community projects, where members have put their backs into worthy causes.



## A park celebrating cancer survivors

Since 2008, Ottawa Chapter members have maintained the Ottawa Cancer Survivors Park, a place of serenity and inspiration to cancer patients and survivors, as well as their friends and families.

## Helping a family in need

An Ancaster citizen with a deteriorating neurological condition was unable to get into his house. Members of the Golden Horseshoe chapter committed staff and equipment to create a wheelchair access ramp.



## Living memorial for Canada's war veterans

Thanks to members of Landscape Ontario's London Chapter, over the next few years 8,000 trees will provide a living honour guard along London's Veterans Memorial Parkway.





## Preserving Parkwood Estate

Landscape Ontario's Durham Chapter members have donated and installed an irrigation system in the West Lawns, Gardens and the Formal Rose Garden of the historic Parkwood Estate in Oshawa.



## Rooftop garden for Sick Kids

Members of Landscape Ontario's Toronto Chapter turned a ninth-floor helipad at the Hospital for Sick Children into a special oasis for young cancer patients and their families.



## Teaching garden for facility clients

Community Living Quinte West's instructional facility in Trenton needed landscaping; members of the Upper Canada Chapter designed and installed a sensory garden and four raised teaching beds over two weekends.



## Landscaping for a cause

Members of the Georgian Lakelands chapter support Gilda's House, whether through landscaping the "Build for Gilda's" project, or providing landscaping services to the drop-in centre at Gilda's Club.

## Waterloo Chapter brings green to outdoor classroom

Waterloo-Oxford District Secondary School has a new outdoor interactive classroom for studies on ecology, environmental interaction, climate change and green technologies thanks to Waterloo Chapter members.



## Accessible garden for Olivia

Olivia Klingbile, 11, relies on a wheelchair and walker. Her backyard now has a swing, bicycle track, outdoor chalkboards, painting station and raised planters, allowing her to enjoy the outdoors from her chair, thanks to members of Landscape Ontario's Windsor Chapter.

# Ask a master gardener

Homeowners are invited to post their gardening questions on [www.landscapeontario.com](http://www.landscapeontario.com). Landscape Ontario partners with the Master Gardeners of Ontario, who provide their expert advice in the answers. Submit your question to Ask An Expert under the Extras menu. Here, we've chosen some of the most frequently asked gardening questions posed at [landscapeontario.com](http://landscapeontario.com).



**Q** I think my Japanese maple is dying. In late spring, I noticed leaves started to dry up and fall off. Now it looks like all the leaves are drying out. I tried watering and feeding the tree to revive it, but there is no change in its condition. Please advise how I can save this tree.

**A** Japanese maples require moist, well-drained soil which is high in organic matter, with protection from sweeping winds and late frosts. Dappled shade is ideal, as too much sun can scorch the leaves. The young foliage is highly sensitive to cold, and if it leafs out early in the season, growth can be lost due to frost. Perhaps the leaves of your tree were affected by frost, which would cause them to dry and drop off. Very often you can lose a year's growth when this happens, but rarely the tree. Your tree may also get too much sun. Continue providing supplemental moisture, especially in the fall, and mulch it to conserve water.

**Q** We have an old large maple tree with exposed roots. What kind of ground covers or plants could we plant around the base?

**A** Before planting, you must first build up the soil for new plants to grow. But keep in mind, the tree needs oxygen at the surface level. If too much soil is applied over the roots, the tree will suffer. Use a technique called pocket planting — gently dig small holes, just big enough to place a small plant, between the roots. Then mulch the area with a combination of well-rotted manure, compost and/or leaf mold to a depth of five cm. Keep the area moist for two to three weeks, until your plants are established. Apply the same type of mulch every year, never deeper than five cm. A few shade loving perennials are hostas, astilbe and tiarella. Annuals for shade include begonias, coleus, impatiens and lobelia; *Saxifraga x urbium* 'Aureopunctata' is a shade-loving ground cover. Shrubs are not recommended.



Q

My impatiens did not do well last year; the flowers and leaves yellowed and dropped off, leaving bare stems. What caused this, and what should I do differently?



ANDY DEGROOT

Q

How do I restore my lawn once it has been taken over by weeds, attacked by grubs and the soil has become packed and cracked?

A

First, you will need to decide whether to tackle this yourself or hire a professional lawn care company; lawn restoration is a fair bit of work. You may want to consider lawn alternatives such as ground covers, low maintenance shrubs, drought resistant perennials, pea gravel, stones, etc.

Consider adding *top soil* to improve the depth and quality of soil.

*Re-seed* with a mixture that includes perennial rye grass; it is drought resistant and grubs do not like it. If you hire a company to re-sod, ask if the sod contains perennial rye grass.

*Crab grass* is an annual grass, so if you had it last year, your lawn will have crab grass seeds waiting to germinate this spring. You can buy corn gluten meal fertilizer from a nursery or good garden store. If you apply it in May, it will help prevent the crab grass seed from germinating. It also prevents all other grass seeds from germinating, so if you re-seed your lawn, you **must** wait at least three weeks before applying corn gluten meal.

*Grubs*, like all insects, have cycles where they are plentiful and when they are not. To determine whether you have grub problem, simply lift a one-sq. ft. section of sod with a spade. If you see more than 5 - 10 white grubs, you have a problem. You can combat grubs with a nematode spray in July through August. You can purchase nematodes from a garden centre, or hire a Landscape Ontario member lawn care company to apply them at the time when they will be most effective.

CYPRESS HILL DESIGN AND BUILD



A

A fungal disease called downy mildew affected impatiens in many parts of Ontario last summer. It is characterized by leaves that are yellowish or pale green and curl downward before dropping off the plant. The undersides of leaves may have a white or light grey fuzz. Flower buds fail to form and plant growth is stunted. Eventually the stems become soft and collapse. The mildew is specific to *Impatiens walleriana* (garden impatiens) and will not infect other plants. New Guinea, or sunshine, impatiens tolerates this disease. Cool night temperatures promote rapid disease development. Moist air, rainy weather or irrigation practices that extend the amount of time moisture remains on leaves also encourage downy mildew.

If your impatiens struggled last year, we suggest you plant alternative plants and flowers for the next two years. The experts at your local Landscape Ontario garden centre will be able to suggest some alternates that do well in the same growing conditions as impatiens.



Before



Q

We would like someone to look at our front yard and give us suggestions on how to proceed with a landscape plan. Is that possible?

A

The Landscape Ontario Green for Life website is specifically designed to put you in touch with local professionals who can make your landscaping, lawn and gardening needs come true. Simply visit the *Find a company page* on our [www.landscapentario.com](http://www.landscapentario.com), choose "Landscape Construction" or "Landscape Design" and you will get a list of companies who work in your area. (see page 46 for full details).

The website also has an informative section called *Hire with confidence* that offers tips and advice on finding the right contractor, designer or maintenance company to take care of your needs.

Landscape Ontario members are qualified, experienced and passionate about their work, as well as the health and social benefits of green spaces. Member companies must be in business for at least three years, have up-to-date insurance and agree to adhere to a Statement of Conduct, Principles and Ethics. Each year, Landscape Ontario members contribute thousands of volunteer hours and hundreds of thousands of dollars in materials and supplies to make a difference in local communities. Visit [www.landscapentario.com](http://www.landscapentario.com) and connect with an industry professional.



# Breathing new life into St. James Park

New turfgrass revives green space  
damaged by Occupy Toronto protest **BY ROBERT ELLIDGE**

Just a few weeks after the Occupy Toronto movement was removed from St. James Park in downtown Toronto, another occupation took place. This time, over 150 volunteers from the landscaping industry descended upon the park for two days to restore the original beauty to the three-hectare site.

Member companies of Landscape Ontario and the Nursery Sod Growers Association generously donated their time, materials, equipment and professional expertise to put green back into the St. Lawrence-area park.

In just two short days, Dec. 7 and 8, 2011, the park was

cleaned, compacted soil was aerated and amended, mature trees and shrubs were pruned and mulched and over 10,000 rolls of fresh sod was laid throughout the entire park. The approximate \$60,000 in materials and labour was all generously donated by companies and individuals within the landscaping industry.

"Shortly after the encampment, the park was basically all a big mud pit," says local business owner Rachel Young, who co-founded The Friends of St. James Park community group. With the occupation, local residents and businesses could not use the park, which Young says is vital link for the



*A view of St. James Park after the encampment.*



*St. James Park revitalized with new sod and trimmed trees.*

members of the local community. "It is such a blessing to have help arrive to revitalize the park," concludes Young, who claims, "The park is one of the best gems in the city."

The huge effort to rebuild the park was organized in just a few short days after the city called out for help. Toronto parks director Richard Ubbens said, "It was very apparent right away the ground had been severely compacted." It was obvious that what turf remained needed replacing, and soil amenities and aerating were also required.

The offer from Landscape Ontario came about after a casual conversation between two members, Kyle Tobin and Alan White. "This is a classic example of a small idea that just blows up into something massive," says Tobin, president of LawnSavers Plant Health Care, Concord. "We're the true green people in the world. This was the perfect opportunity to showcase the professionalism of our industry. In less than two days, it actually got built and it got built right. This place is going to flourish for years and years to come."

Alan White, owner of Turf Systems in Burlington, was at a loss for words when trying to describe the state of the park upon his first visit a few days before the restoration. "It was similar to seeing a forest that has been cut down," says White. "This park had no green at all. There was no significant damage to the trees, but the carpet of living turf was destroyed. That was the biggest shock when I visited the site. It was beyond the point of bringing it back, so there was only one solution."

After the word was put out to the industry, within a few hours momentum rapidly grew for the project.

Claus Zander, vice-president of Zander Sod, was one of the many volunteers whose company also donated material to the project. "As a member of the Nursery Sod Growers Association, we donated a trailer-load of sod, just as many growers did to help restore this park and bring nature back into the city. Turfgrass is great for the environment and it was great to see so many volunteers out

donating both the product and all the labourers helping to restore the park."

Local residents Hilda Whincup and Mike Elliott stopped by during the construction with some special baked goodies for one of the event organizers. "Having the park fixed up like this after it was in pretty sad shape a week ago is an amazing thing," said Elliott. "We are really grateful for all of the work Landscape Ontario and the Sod Growers have done to fix up the park. It's a real community asset. This is our front lawn, and now we have it back."

Landscape Ontario has received dozens of thank-you notes and emails. Resident Heidi Umstadt wrote, "You have no idea how happy I was to see your people at St. James Park this morning, laying new sod. I almost cried! I love this park! It's so beautiful in the spring, when the first tulips and spring flowers are blooming and as a neighbour resident, I am so glad to see it being restored. Thank you so much and a BIG HUG to the volunteers for all their hard work and for making this possible."

When the job was complete, Richard Ubbens was asked about his thoughts on the job the volunteers had done. "Amazing. That's the professionalism of the trade coming through. The residents and the local businesses are just thrilled."

Alan White was quick to point out, "We are going to come back in the spring and make sure this revitalization has the leg up it needs to carry through next summer."

Toronto mayor Rob Ford personally thanked the Landscape Ontario volunteers, saying "You can be extremely proud of the role you played in recreating the beauty of St. James Park, which can once again be enjoyed by the surrounding neighbourhood and residents.

"You are true leaders, not only in your industry, but in your community. Your work can long be remembered."

For more information and a list of volunteers and donors visit [www.landscapeontario.com/st-james-park](http://www.landscapeontario.com/st-james-park).



*Members of Landscape Ontario and the Nursery Sod Growers Association worked long hours restoring the beauty to St. James Park.*

# Get the garden of your dreams



We all want to create the perfect outdoor space to sit back and relax, or to entertain friends and family, but how many of us know where to start?

With just a few simple clicks, Landscape Ontario can connect you with over 2,000 member companies who can make that dream a reality with their expert knowledge, experience, and genuine passion for what they do. They can inspire you to create that perfect outdoor living space. Landscape Ontario's Green for Life website is designed specifically to give you information on plants, gardening and landscaping, and help you find a professional member of Landscape Ontario.

## Begin your journey:

- 1 Visit [www.landscapeontario.com](http://www.landscapeontario.com) and click on the heading **Contact a company**



- 2 Choose **Find a company** from the pull-down menu



- 3 Select the specialty you are looking for



- 4 Enter the name of your city, town, or even postal code in the dialog box in the bottom left corner and click **OK**.



You are now presented with a list of companies who work in your neighbourhood, or are located closest to you, complete with contact information and links to their websites.



Landscape Ontario wants you to be satisfied with your landscaping experience. Under the **What to look for** section, you'll find evaluation sheets that suggest the types of questions to ask, and qualifications to look for, when searching for the right contractor, designer or maintenance company.

Make an informed choice. A wealth of information is waiting for you at [www.landscapeontario.com](http://www.landscapeontario.com).



# LESS MESS™

## ENVIRO BAG



TOPSOIL • MULCH • COMPOST • SAND • STONE  
DELIVERED TO YOUR HOME

416.789.4749  
lessmess.ca

Canada Blooms. Now, so can you!  
Get \$25 off any purchase March 16-25. Use code: **bloom25**

# Always put your best foot forward.

Since 1939 Veseys has been providing Canadian gardeners with bountiful harvests, outstanding product selection and excellent customer service. We take pride in your gardening success.

**ORDER** your Free Gardening Catalogues today at [www.veseys.com](http://www.veseys.com) or call Toll Free 1-800-363-7333




**FREE Catalogues!**



**SEEDS**



**PLANTS**



**BULBS**



**TOOLS**


Shop online for Canada's widest selection of vegetable & flower seed, plants, bulbs and gardening tools. Satisfaction with every product guaranteed!



Win a **FREE Greenhouse!**  
To enter, visit [www.veseys.com](http://www.veseys.com)

Have a fundraising project? The Veseys Fundraising Program works wonders. See our website for details.

Veseys Seeds Ltd.  
PO Box 9000,  
Charlottetown, PE C1A 8K6



**Veseys Seeds**