

Garden Inspiration

HORTICULTURAL TRADES ASSOCIATION
landscapeontario.com



TOP 10
BEST
PLANTS

AWARD-WINNING
GARDEN IDEAS

COMMUNITY
PROJECTS

A PLACE TO CALL
home

PLUS NEW PLANTS for 2017

EASY STEPS TO YOUR *dream garden*

HORTICULTURAL TRADES ASSOCIATION
landscape ontario.com



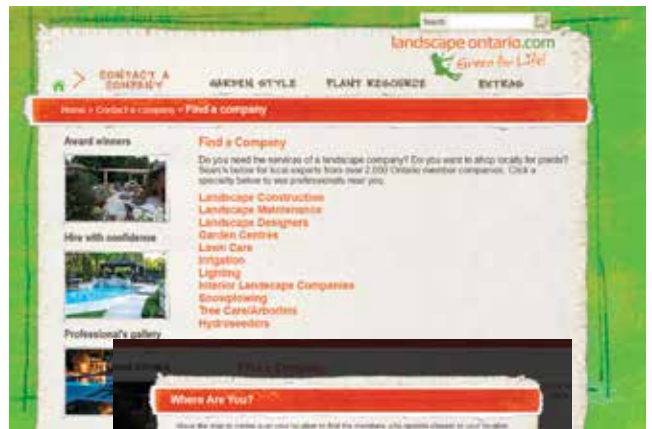
- 1** Visit **landscapeontario.com** and click on **Contact a company**



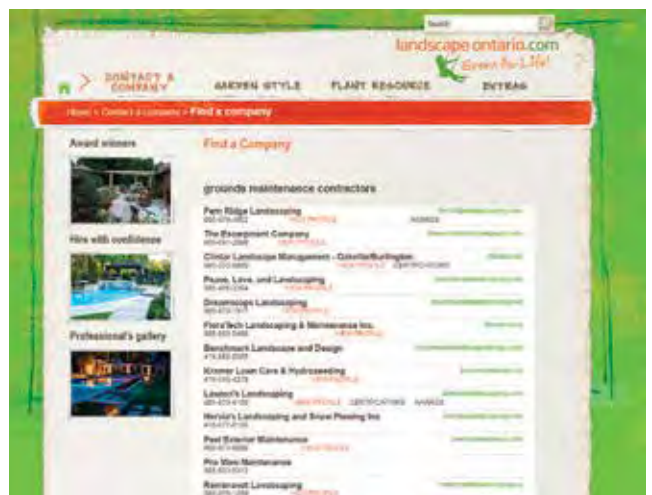
- 2** Choose **Find a company** from the pull-down menu



- 3** Select a green industry specialty to find experts: contractors, garden centres, designers and more ...



- 4** Enter your city, town, or postal code in the dialog box in the bottom left corner, and click OK.



Get started!

Browse company profiles and contact information for expert members of Landscape Ontario; ready to suggest solutions for you!

welcome to **Garden
Inspiration**

Spring 2017

Brought to you by **landscapeontario.com**



what's red and white –
AND GREEN ALL OVER?

Welcome to *Garden Inspiration*, a dream book for outdoor living. Published by the members of Landscape Ontario, this magazine aims to inspire everyone with the beauty and benefits of horticulture, and connect the inspired with our professional members.

These business owners live and breathe green every day. Many started their own companies so they could work outdoors with nature. Our green professionals are proud to improve our green environments, every day.

For more inspiration, or to find a member company, visit **landscapeontario.com**. This website can make your green dreams come true.

Landscape Ontario professionals are also very proud Canadians. So while *Garden Inspiration* is all about green, our editors have made special efforts to celebrate Canada's 150th birthday. This red-and-white theme weaves through our new plant pages and our community improvement projects.

Please enjoy this issue, then visit **landscapeontario.com** to bring your own garden dreams to life!

Deirdre Stanger





A PLACE
to call home



From wish list to reality; landscape professionals create outdoor spaces to fit your family's lifestyle

Whether you're dreaming of upgrading your backyard space into a tropical oasis, a place to entertain and swim or you're looking to turn up the wow-factor of your home's curb appeal, working with professional members of Landscape Ontario is the best way to get value for your money and the outdoor space that's perfect for you and your family. Here, we share the landscape experiences of two Ontario families who recently renovated their backyard spaces. While each family had their own unique set of needs and wishes — the first couple are retirees with grown children, while the second family has four active kids ranging in ages from nine-15 — both

were thrilled to connect with collaborative, knowledgeable and skilled landscape professionals who were eager to make their outdoor living dreams come true.

Contemporary design perfect for entertaining, and intimate meals

Looking back on three decades in their suburban Milton, Ont. home, special memories of family time in their quiet and cozy backyard come flooding back for Mike and Tina Clancy.

"I can still picture our girls in the back, running and playing and chasing the dog around, just having such a great time,"





recalls Tina. “The space really served our family so well. But it was time for an update.”

Mike and Tina met at Loyola Catholic Secondary School in Mississauga where they taught English and science, respectively.

As warm and friendly a couple as you’re likely to meet, it’s no surprise that Mike and Tina love entertaining, whether it’s a small gathering after a round of golf or the whole family for a birthday party or a holiday celebration.

Now that they are both retired, they have even more time for sunny morning breakfasts in the back, and afternoons reading in the shade. So the affable pair decided it was time to renovate their aging backyard space. And while the two

had teamed up to design and build the deck and gardens that had served the family so well over the past two decades, this time, they wanted to bring in a landscape professional to take their property to the next level.

“We loved the way we had our backyard before, when we did it ourselves,” said Tina. “Mike built the deck, and we loved the design, but we changed. We don’t have a dog racing around anymore and our kids are grown.”

From wood deck to contemporary-style pavers

For the redesign, both Mike and Tina agreed they wanted to go with a “more permanent look and feel,” and determined that a paving stone patio would be the way to go. They also knew they wanted something that would provide accessibility for themselves and their guests as they get older.

“We’re not spring chickens anymore, and particularly when we look ahead into the future, we felt that it’d be great to eliminate some of the steps, so that when guests come over they can come right out the backdoor onto a nice big patio,” said Mike.

They just needed to find the right company for the job.

“We saw Mark Fisher and the Escarpment Company’s work at a neighbour’s property, and we just loved it,” explained Tina.

Mike added, “When we called Mark up, he got right back to us, and he let us know what his schedule was like and when he could come by to talk about the project.”

It was a perfect fit from the beginning.





Ample seating space and room for bocce too

“The Escarpment Company focuses on creating spaces that suit the client’s needs,” said Mark. “An initial meeting discusses the client’s recreational requirements and how they envision using the area from a social dynamic perspective. From their feedback and wish list we provide the framework for the design.”

At the top of Mike and Tina’s wish list were multiple seating areas that would provide shady places to relax throughout the day, as well as a large central patio space, big enough to accommodate family functions.

They also wanted to maintain their existing gardens, with a new stone planter box, and to keep some grass areas to soften the hardscaping and leave room to play bocce.

After gathering their ideas, Mark and his team created a design using 3d CAD software. With Tina interested in taking on an active role in the design process, there was a lot of communication during this phase of the project.

“Mark and his staff did such an amazing job of incorporating us in all of the decision making,” said Tina. “It may sound like standard procedure, for a contractor to come up and say ‘this is up to you,’ but there is just something about the way Mark does it. He has a way of making it a team effort, and we really appreciated that aspect of the process.”

Mark says that “communication with the client is paramount.” Adding that with continuous contact with the client throughout the process, from start to finish, he is able to ensure there are no surprises and that everyone is on the same page.

With the design in hand, Mike and Tina selected a contemporary-style paving stone for the patios, picked out a

classic look for the planter boxes and decided on natural armour stones to accent the existing gardens and round out the main patio. Wood privacy screens were also installed on each side of the yard to make the space more intimate.

Throughout the build, Mike and Tina were available, typically at the end of each day, to talk to the crew about how things were going and to make any decisions as they came up. Watching as the team transformed their property, they were impressed with the positive attitude they had from start to finish.

“They were such a happy crew,” said Mike. “And they work really hard, but they never rush.”

Communication and collaboration make the build go smooth

Tina added, “It really was a fun experience for us. We felt a part of it, and at the same time I think the crew really enjoyed the fact that we wanted their professional input. And that’s something we took out of the process; these guys are skilled professionals, and they have the knowledge from their education and experience in the industry to take what we’re telling them and make it happen.”

And after the project was finished, Mark was “always available to answer questions, whether it was about watering the gardens or how to get the space ready for winter,” Mike said.

Looking back on the project, Mike and Tina are thrilled they decided to hire a landscape professional, and have come up with some tips for friends and neighbours thinking about improving their outdoor spaces.

“The most important thing to do before starting out, is to think about how you will be spending your time in the space,” said Tina. “Will you have a dog? Do you enjoy entertaining? What kind of maintenance do you want to do? There are so many questions that you need to consider; and it really did help having a professional to bounce all of those ideas off.”

And just as importantly, Mike added, “try to find a professional who you can communicate with, who has a solid track record and make sure to ask them about their warranty.”

A photograph of a backyard pool area. In the foreground, there are several dark-colored Adirondack chairs arranged around a stone fire pit. The pool is in the middle ground, surrounded by a stone deck and a large rock wall. The background is filled with dense evergreen trees.

POOL PARTIES
and bonfires



A landscape professional can help take your outdoor space to the next level and create a garden oasis



The sound of laughter and kids swimming and playing is never far at Corrie Henneberry and Patrick Higgins' home. With twin 15-year-old girls, a 10-year-old daughter and a nine-year-old son, the family's expansive backyard space has been the go-to spot for family events, friends and fun since they moved into their Campbellville, Ont., home in the spring of 2014.

Indeed, the beautiful, recently built pool, screened-in porch, patio and cabana were a real draw when Patrick and Corrie

decided to purchase the property. And after enjoying several fun-packed seasons in the space, the gang had come up with a few more features that would take the backyard to the next level.

Open up the space

"The projects started with the idea that we wanted to be able to access the patio and the pool area from the screened-in porch," explained Corrie. "Before, when you looked out towards the pool from that back porch, it was all garden; we wanted screens that





you can roll up, providing access to steps that would really open the space up.”

The family spends plenty of time in the screened-in room from May through October — heating the space with a gas fireplace on cooler days — watching the kids play and enjoying meals.

The next item on the family wish list was a fire pit.

“The kids absolutely love it, and it has extended our backyard season into the fall,” said Corrie.

The raised, stone fire pit is surrounded by a flagstone patio that connects to the existing paver patio, offering plenty of seating room and a classic, natural stone look.

Corrie and Patrick also wanted vegetable gardens, and the

ultimate season extender, a hot tub.

“The stairs leading to the patio and the pool go off the left side of the screened-in porch, and the right side of the porch opens up to the hot tub,” said Corrie. “It’s going to be a popular feature throughout the year.”

Surrounded by gorgeous dark grey armour stones and plantings, the hot tub is the perfect place to relax, any time of year. And getting in and out through the rolled-up screen couldn’t be easier or more convenient; it also eliminates the cold jaunt from the tub to the house, familiar to many Canadian hot tub owners.

The projects were designed and built by Rembrandt Landscaping.

“The existing landscaping was stunning,” said Corrie. “The previous owner was actually a horticulturalist and she had designed amazing gardens on the property. And so, we realized pretty quickly that we were going to need some help.”

Finding the right landscape professional

Rembrandt Landscaping had done some work on a neighbouring property that Corrie and Patrick really liked, so they decided to reach out for a quote for a maintenance contract. They quickly hit it off, Corrie said, adding they really appreciated the family business approach the company has and the positive, friendly nature of the staff. Rembrandt began providing weekly maintenance, cutting the grass and tending the gardens.

Corrie and Patrick were happy with the maintenance work, and decided to hire Rembrandt for the design and construction of the new features.

“They just got our vision right from the get-go,” said Corrie. “As things would come up, as they always do, they were





great about bringing us in to the decision making and the problem solving; they were just very easy to work with.”

It was really important to Corrie and Patrick that the new additions complement the existing landscape. They wanted it to feel like one cohesive space. Rembrandt really “understood the approach we wanted to take and they made sure everything they did blended in and matched,” said Corrie.

She added, “Our backyard really is our oasis. It’s where we get to spend time with the family and have fun entertaining. We’re just so pleased with how everything has turned out.”



Know what you want and bring pictures, too

“A tip I share with others who are thinking about getting work done, is to think about starting the project in the fall,” said Corrie. “We enjoy the space so much during the summer, we really didn’t want to miss out on that time. So having the work start in the fall, and finishing up in the spring, really worked well for us.”

And in terms of getting on the same page with the landscape company, Corrie said sharing pictures and ideas “helped not only to show what we wanted, but it also gave them an idea of how we wanted to feel in the space.”

Jay Price, owner of Rembrandt Landscaping, said the company understands going through a renovation can be challenging for families, so they try to do everything they can to make it as comfortable a process as possible.

“We strive to be hands-on and available to our customers, so that if they need something, or they want to discuss what is going on, we’re responsive and always happy to talk,” said Price. “Corrie and Patrick were very particular about their projects, and we absolutely love that. It can be challenging working with a client that doesn’t know what they want. With Corrie and Patrick, they knew what they were looking for, and we were able to develop a great relationship through the process.”


Now, Corrie and Patrick’s backyard landscape has something for everyone, all year round; and they couldn’t be happier.




10 PLANT PICKS FOR *Southern Ontario gardens*



University of Guelph's trial garden manager Rodger Tschanz selects the hardiest and most beautiful plants from 16 years of trials



BIG Begonia



The BIG series of hybrid begonias produces very large wax begonia-like plants. Like many wax begonia cultivars, BIG is suitable for both sun and shade applications; its large stature makes it stand out in the landscape as well as blend well with other moderately vigorous plants in mixed containers. Red, pink and rose flower colours in this series have appeared since the initial introduction in 2008, and have proven to be consistently reliable in garden performance in spite of varying summer growing conditions. Both green and bronze foliage colours are available as well.



Garvinea Sweet Gerbera

Gerberas are one of Canada's favourite cut flowers as well as potted houseplants. Until recently gerberas were rarely used successfully outside in the Canadian garden landscape. The development of the Garvinea Sweet series of gerberas has made gardening with gerberas a rewarding and reliable activity. Once acclimatized to outdoor growing conditions this cultivar has some frost tolerance and can bloom well into the fall. Garvinea Sweets have been trialed in Guelph for three years with excellent results. This stellar performance contributed greatly to this plant series being chosen as the 2016 Canada Blooms Plant of the Year.

SunPatiens Impatiens

Another great plant for both sun and shade is the hybrid SunPatiens Impatiens series. First released in 2005, this plant shows sun and heat tolerance if given adequate irrigation. New colours and growth habits seem to be introduced annually and all do well growing in containers and in the landscape. One of these new colours, 'SunPatiens Spreading Pink Bicolor' was named an All-American Selections (AAS) winner in 2015.



The University of Guelph's trial garden program has only been around since 2001, roughly a 10th of Canada's lifetime, but Canada's 150th birthday seems a fitting excuse to reflect upon some of the exceptional trial plant material from the past that is still very much a part of our gardening lives today. As the trial garden manager during this period of time, I have had the opportunity to evaluate thousands of new releases from plant breeders for the gardening world. Not all new releases are well adapted to southern Ontario, hence the need to test and evaluate those plants before they are introduced to the marketplace. The trial gardens at the University of Guelph and at Landscape Ontario in Milton are open to the public, and also host special open house events each year. For more information, visit plant.uoguelph.ca/trialgarden.

Calliope Pelargonium

In 2008 the Calliope series of hybrid geranium was first introduced. New colours continue to be introduced and trialed yearly. One of the best bloomers is the 2017 AAS National winner- 'Calliope Medium Dark Red.' It has large numbers of velvety dark red flowers and is well suited for containers or the landscape.



'Yolo French Vanilla' Lobularia

Most of us know *Lobularia* as the low-growing and fragrant sweet alyssum with a white, pink and purple floral colour palette. I have trialed many cultivars of *Lobularia* over the past 16 years and evaluated them for characteristics such as heat tolerance, compactness, stretching and flower abundance. In the case of 'Yolo French Vanilla,' first trialed in 2014, it did well in all of the above categories, but additionally had a unique and pleasing flower colour of yellow-white. This plant is not likely going to make you stop and catch your breath as you walk by, but it made me stop and appreciate its subtle beauty.

10 PLANT PICKS FOR *Southern Ontario gardens*



Wave Petunia

The 'Purple Wave' petunia was introduced in 1995 (AAS flower winner) and hit the bedding plant world by storm, redefining the role of the petunia in the garden. 'Purple Wave' was unusual and unique with its low growing, vigorous, spreading habit, rain and disease tolerance and a "no-deadheading required" maintenance regime. The marketers of this seed-propagated petunia even gave it its own website. In subsequent years, the Wave series was expanded to include new colours and different degrees of vigour. These new colours and "Wave" forms are what I eventually started trialing. One of the most recent releases is 'Tidal Wave Red Velour,' which had exceptional garden performance as well as an attractive velvety dark red flower. This cultivar became an AAS winner for 2016.

Summer Jewel Red Salvia

Summer Jewel Red salvia first made its appearance in the Guelph Trials as an unknown entry in the All-America Selections judging trial in 2009. In 2011 it was named an AAS national winner for its compact (18-in.) bushy habit and high bloom count. Since then, three more colours (pink, white and lavender) of this species of salvia (*Salvia coccinea* or bloody sage) have been entered in the AAS trial and have won awards. Like many species of salvia, this plant is a pollinator attractant. The red and white colours in this series would work well together for Canadian patriotic plantings.





'Senorita Rosalita' Cleome

Sometimes called a spider flower because of spidery stamens and seed pods in its white or pink inflorescence, cleome has long been a focal point for flowerbeds. The older garden cultivars often grew to heights of three to five feet and by the end of the summer often had a skeleton-like branch structure. On the negative side, cleome was known to have sticky leaves and thorns hiding at the base of its leaves, making handling the plants an unpleasant chore. In 2007, the cleome world was hit by storm with the arrival of the violet flower coloured cultivar of 'Senorita Rosalita.' This cultivar does not have sticky leaves, or thorns or seed pods and blooms freely all summer long. It also has a much more compact growth habit than its predecessors, creating a bushy shrub appearance by the end of the summer and final height approaching three feet.



'Field of Dreams' Zea


Zea 'Field of Dreams' has variegated green leaves with white stripes and a rose-tinted margin. Eventually this plant will produce tassels and small cobs of corn and reach a garden height of approximately 1.5 metres, but during its early development it looks very grass-like and can be used as such in containers as well as ground beds. If allowed to mature, the corn kernels are dark coloured and reportedly can be popped. Where raccoons are a problem, it may be advisable to remove the corn cobs before they mature to reduce the likelihood of animals destroying the corn plants.



'Cheyenne Spirit' Echinacea

'Cheyenne Spirit' *Echinacea* provides a beautiful mix of warm-coloured flowers including orange, red, rosy-red, yellow, purple and cream. I believe the most effective way to use this cone-flower in the garden is to plant it as a large patch; the different colours in this assortment blend together well and have slightly different bloom times to help lengthen the bloom season.

AWARD-WINNING
ecological design



ign

Muskoka Beauty is an ecological winner!

A quintessential Muskoka room was designed and built on this remote private island by The Landmark Group. Looking like it's always been there, this timber frame addition enables access from the home's kitchen and great room interiors — now allowing guests to fully experience the western sunsets and summer breeze in a protected outdoor space. The luxurious room features automated bug-screens, nano-wall doors, built-in lounging beds and integrated heating — all underpinned on reinforced stone walls crafted into the natural granite terrain. This remarkable cottage in the Parry Sound area earned the top score at this year's Landscape Ontario Awards of Excellence ceremony, and was recognized with the Green Stamp designation for its use of native plants and ecologically friendly materials. For more ideas and to contact a landscape professional in your area, visit the Professional's Gallery and Find-a-Member on landscapeontario.com.

Hardy, native plants such as daylilies, daisies and black-eyed susans fill the garden beds and surrounding area, providing colour and beauty all summer.



Granite steps and flagstone pathways
become one with nature's own design.

SMALL SPACE
with pizzazz





Cozy condo space can still be elegant.

Cedar Springs Landscape Group created a cozy outdoor space for clients who lived in a small condominium complex in Burlington, Ont. Key features include: natural stone BBQ island; contemporary water feature with natural stone and stainless steel grill; large mortared flagstone patio space and stone steps to patio door; fully Integrated LED lighting system to enhance the night time ambiance, including three fixtures set into the patio to shine up on urns; and lightweight concrete linear natural gas fire table. For more ideas and to contact a landscape professional in your area, visit the Professional's Gallery and Find-a-Member on landscapeontario.com.

An outdoor kitchen, fire-pit and seating area are achieved with the help of a professional design and landscape company.



Clever placement of large planters, spilling over with a colourful mix of geraniums and petunias creates a unique privacy 'fence.'



LAKE SIDE
garden beauty



This heritage lakeside home exemplifies the beauty of a well-maintained perennial garden.

Landscape Plus won a 2016 Landscape Ontario Award of Excellence for their maintenance of this beautiful Oakville property. Despite encountering numerous challenges including pests, disease, harsh weather conditions such as cold, and drying winds off the lake, the garden has been able to mature and evolve over time, because of the adaptability and knowledge of best gardening practices by a landscape professional. For more ideas and to contact a landscape professional in your area, visit the Professional's Gallery and Find-a-Member on landscapeontario.com.

From every angle of this property, careful thought has been put into choosing the plants for the perennial gardens.



Sun-loving morning glories and clematis to shade dwellers — a landscape professional will choose the right plant for the right space.

HIGHWAY OF



**Join the movement to plant
117,000 trees — one tree
for each of Canada's war
dead since Confederation:
A living, breathing memorial.**

HEROES TRIBUTE

a tree for every hero

When a member of Canada's Armed Forces falls in combat, his or her final journey is along Highway 401, the Highway of Heroes, from CFB Trenton to the Coroner's Office in Toronto. The Highway of Heroes campaign is planting 117,000 trees along this 170 km stretch of highway to honour each of Canada's war dead. Every Canadian can be a part of this historic tribute. Look at the names on the cenotaph in your community. Help us to honour those from your community and ensure their spirit lives on in a living tribute!

To celebrate Canada's 150th birthday, the Highway of Heroes campaign has created the #150Tree program. Become a #150Tree champion in 2017 and your gift will inspire your fellow Canadians to join this historic effort to honour our war dead.

Make a \$150 donation to buy a "Hero Tree," one of the 117,000 that will be planted along the Highway of Heroes and you will receive a '#150Tree' kit that includes a small '#150Tree,' a HOHLT t-shirt and an official certificate to commemorate your gift to Canada. Your '#150Tree' kit will arrive in the spring, for you to plant in the location that means the most to you! **please note that we cannot send '#150Tree' kits to addresses outside of Canada*

The public is invited to participate in HOH events in 2017:

- Toronto:** Downsview Park - April 22, (Earth Day)
- Whitby:** Iroquois Park - May 13
- Cobourg:** Location and date - TBD
- Trenton:** CFB Trenton - Nov. 4 (Remembrance Week)
- Toronto:** Downsview Park - Date TBD (September or October)

Full details are available at: hohtribute.ca.


“ The Highway of Heroes Living Tribute is an important acknowledgement of the ultimate sacrifice made by 117,000 people who died in conflict during times of war since Canada's confederation. Canadians brought the Highway of Heroes to life when 158 men and women were repatriated at CFB Trenton and driven to the Coroner's Office at Keele and Hwy. 401 in Toronto during the Afghan conflict. We are planting 117,000 trees to honour our fallen on the highway right of way. In addition, we are planting 2.1 million trees on a one-kilometre corridor along the highway to honour every person who volunteered for military service during times of war. The goal of the Highway of Heroes Living Tribute campaign is to raise \$8 million by 2022. We have raised over \$800,000 in our first year, all of this money from private donors.



Mark Cullen

Please visit hohtribute.ca for details and to donate to this important campaign. ”

OUR PARTNERS:    



LANDSCAPE ONTARIO *in*

Professional members of Landscape Ontario take an active role in their communities across the province, harnessing their expertise, enthusiasm and equipment for volunteer projects that enhance public spaces.



Over the next six pages, you will get a chance to learn about some of the amazing volunteer work Landscape Ontario members are proud to be involved with. In 2017, the association plans on being even more active, and will continue to celebrate and enhance our landscapes and public spaces with renewed enthusiasm in celebration of Canada's 150th birthday!



Hamilton Victory Gardens gets financial boost

Landscape Ontario's Golden Horseshoe Chapter donated \$3,000 to the Hamilton Victory Gardens, a non-profit team of community volunteers dedicated to alleviating hunger and food insecurity by transforming empty city lots into places of community, education and growth. HVG provides educational opportunities for local students and harvests over 10,020 kilograms of produce from its gardens, which is distributed to local food banks and meal programs including Living Rock, St. Matthews House and Dream Centre.



Legacy Garden in Windsor

Landscape Ontario's Windsor Chapter now has a legacy garden to recognize pioneers, leaders, and those who have been instrumental in promoting the values of the association. Construction of the garden, at St. Clair College's South Campus in Windsor, Ont., was largely carried out by students from the college's horticulture technician program.

the community



Tree planting in Durham

Several members from Landscape Ontario's Durham Chapter volunteered their time and expertise to help the Highway of Heroes



Living Tribute with a community tree planting in Whitby, Ont. The group of LO and community volunteers included Mark Cullen, Board Chair of the Living Tribute, Whitby mayor Don Mitchell and Lorne Coe, MPP for Whitby-Oshawa. Over 250 native trees were planted next to the community gardens at St. John's Anglican Church.



Thornbury Food Drive

The annual Easter weekend food drive in Thornbury, Ont., provides members of the Blue Mountain community an opportunity to help those in need. Spearheaded by Landscape Ontario volunteers in the Georgian Bay area, the successful food drive demonstrates the region's generous spirit. Members of the the Georgian Lakelands Chapter continue to volunteer their landscaping skills for the hospice at the Royal Victoria Hospital and installation of the Cedar Grove Labyrinth in Thornbury, and are frequently involved in school greening projects, including plantings for National Tree Day each fall.



LANDSCAPE ONTARIO *in*



Healing gardens in Ottawa

Landscape Ontario members in the Ottawa area volunteer their time and experience to beautify the Richard and Annette Bloch Cancer Survivor's Park from spring to fall each year.



Beechwood Cemetery Remembrance



the community



Members Celebrate National Tree Day

National Tree Day saw Landscape Ontario members out planting trees this year in many communities, including Markham, Kitchener, Ottawa and Brampton. The LO board of directors also celebrated the occasion by planting a pair of red maples at the LO site in Milton.

Now in its second decade, the 11th annual Ottawa Chapter Day of Tribute for the Canadian Military and their families took place at the National Military Cemetery at Beechwood. The event features members of Landscape Ontario working together with members of the Canadian Armed Forces to prepare the grounds for annual Remembrance Day proceedings.



Outdoor education in Guelph

Designed and constructed by members of Landscape Ontario's Waterloo Chapter, the natural learning environment at Sir Isaac Brock Public School in Guelph, Ont., was unveiled at a wonderful ceremony highlighted by a butterfly release and a spirited rendition of the school's anthem.



LANDSCAPE ONTARIO *in*



Green Streets Challenge

When part of a downtown street is suddenly closed off to vehicle traffic and transformed into a lush green lawn in a matter of minutes, local residents immediately take notice. The once colourless, off limits area instantly becomes a place where impromptu activities break out: a game of soccer, a yoga class, or even a game of tag.

The Woodstock Summer Streetfest featured exercise classes, soccer and random play.



Earlier this year, a section of downtown Picton, Ont. looked more like a park during Canada Day festivities.



Burlington Terrace Garden Project

Landscape Ontario and Connon Nurseries/CBV Holdings of Waterdown, Ont. teamed up with non-profit The Angel Project to revitalize a rooftop terrace garden for long-term care patients at Joseph Brant Hospital in Burlington. The outdoor space boasts colourful plants and comfortable furniture for patients to enjoy.

the community



Lasting tribute in London

A hillside memorial for fallen soldiers of the Canadian Navy is now a tranquil and accessible place for friends, families and veterans to sit back and reflect — thanks to the leadership and participation of Landscape Ontario's London Chapter. Located at the forks of the Thames River in London, Ont., the Battle of the Atlantic Memorial at HMCS Prevost features a series of 25 granite stones dispersed along a hillside, with the name, image, hull number and date each ship was lost in the battle.



St. James Park cleanup

In partnership with the St. Lawrence Market Neighbourhood Business Improvement Area and Project Evergreen, Landscape Ontario's Lawn Care Sector Group organizes equipment, volunteers, suppliers and logistics for an annual spring cleanup of St. James Park in Toronto. The St. Lawrence BIA gets the word out to the community and holds a pancake breakfast, serving hot coffee and food to the many volunteers.



Students from St. Joan of Arc Catholic Secondary School in Mississauga, Ont. got an outdoor education in horticulture in Milton last summer. Organized by LO property manager David Turnbull and Roy Gucciardi, Department of Technological Studies Green Industries at St. Joan of Arc, the 42 students planted 6,600 spring flowering bulbs.

Students plant bulbs

ANGEL *in the garden*

BY TIM KEARNEY

Remembering Anstace Esmonde-White

EDITOR'S NOTE: *Anstace and Larry Esmonde-White were pioneer garden communicators. Their television series From a Country Garden launched on American PBS in the '80s, charming a new generation of gardeners. The show was filmed at their Kemptville, Ont. farm, and the couple were strong supporters of horticulture in Ottawa. Anstace received Landscape Ontario's Legacy Award in 2006.*

Larry passed away in 2013, Anstace last August. Contractor and Landscape Ontario member Tim Kearney offers his appreciation.

EVERY NOW AND THEN something happens that stops you in your tracks. This is one of them. Both Larry and Anstace were like grandparents to me. More than once I had a finger wagged in my face. More than once Anstace looked at me with the resolve of a pitbull and double-dared me to say no. More than once I hugged her and asked for forgiveness.

We struggled many times to create herculean home show displays. Gigantic waterfalls that leaked like sieves. Amphitheatres with sold-out crowds — only to be lectured to by Anstace to go and see Landscape

Ontario's booth because they were the professionals. This was in the '80s. Our pay? Chocolate chip cookies as only Anstace could make. Anstace always had her customary apron, Larry his perfect gardening hat.

Together they created *From a Country Garden* in their little (huge) garden in Kemptville, and acquired a huge American audience on PBS. Unexpectedly, they single-handedly created relevance for our industry.

Perhaps we needed look no further than to know that Larry and Anstace Esmonde-White created relevance by being honest, frowning upon malpractices and mentoring the "young bucks" to reach for higher goals.



Anstace and Larry Esmonde-White's Evergreen Farm served as an outdoor television studio for 16 years.

I recall attending Anstace's birthday in Kemptville where she asked for one final wish. "To see a botanical garden created in the nation's capital." She stood, pointed at me and said, "Promise me you will make sure this happens..."

We are so close — but perhaps with Anstace wagging her finger at all of us, we can look deep inside our souls and know this would be the legacy to make her proud.

Sometimes we need to stop and appreciate what we have. Anstace had the ability to pierce your soul with those Irish eyes and make you melt. She was my most favourite person in the world. Walk out into the garden; Anstace will be there.



From their 1944 marriage in Mosul, Iraq, the Esmonde-Whites' love story went on location to India, England, Alberta, Montreal and Ottawa.

Lechuza®

Self-Watering Planters & Lifestyle Furniture



Cubeto Bowl Planter
Classic contours
with a natural stone look

Visit the Lechuza Gardens
at Canada Blooms to see
a wide variety of our
Self-Watering Planters:

Welcome Garden - Hall B

All that Jazz - G10

Lechuza Wine Garden - G36

Herb & Vegetable Garden - G8

Available as 30 or 40 cm Ø sizes in stone grey (shown here), sand beige & graphite black

Receive 15% OFF all Lechuza items
with code **BLOOMS17-15** online at www.lechuza.ca and in our retail store

Valid from March 1 to June 30, 2017. One use per customer. Show this ad for in-store discount.

LECHUZA CANADA, Retail Store

6430 Kennedy Road, Unit D, Mississauga, ON L5T 2Z5 • 905.696.7529 • 1.800.263.4734
www.lechuza.ca



PHOTOGRAPHY EXHIBITION BY ARTIST **TM GLASS**

THE BEAUTY OF NATURE AND THE NATURE OF BEAUTY
150 YEARS OF CANADIAN FLOWER HORTICULTURE

Celebrating the 150th anniversary of Confederation, Canada Blooms and Landscape Ontario are pleased to present this exhibition by TM GLASS



The still life imagery of TM Glass recalls human nature's passion for the exquisite beauty that nature brings to flowers. Each painterly photograph in this collection brings a reminder that central to the nature of flower beauty is nature's intricate geometrical design, while the brief and beautiful life of cut

flowers is quickened by a sense of approaching death.

The flower imagery is inspired by the artist's own garden, and the vases depicted come from collections of the Royal Ontario Museum and the Gardiner Ceramic Museum.

Canadians became quite passionate about growing beautiful flower gardens



early in the nineteenth century, around the time when Queen Victoria signed the *British North America Act* on July 1, 1867, uniting the British colonies of Canada, Nova Scotia, and New Brunswick into one Dominion of Canada. In years that followed, British settlers brought British passion for gardening and seeds. Enterprising sea captains imported vases for flower arrangements from all over the world. *Plants of Pioneer and Early Days in Ontario*, published in 1970 by the Garden Club of Toronto, records literary references for hundreds of flowers cultivated in early Canadian gardens from 1837 on. Contemporary gardeners might be surprised to know that many flowers we grow today, such as Anemones, Hydrangeas, Clematis, Peonies and Roses, were grown in Canada 150 years ago. These are the flowers TM Glass chose to bring to life in the pictures of this exhibition.



FOR MORE INFORMATION www.tmglass.com

Investing in the future

Ontario Horticultural Trades Foundation

The Ontario Horticultural Trades Foundation was created in 1979 by industry leaders who recognized the need for ongoing financial support to advance the interests of the ornamental horticulture industry. The foundation's mandate is to ensure a healthy future for the horticultural profession, through financial support of research and scholarships.

In 2016, some \$50,000 was awarded to 31 high school and post-secondary students pursuing educational opportuni-

ties in the horticultural and landscape fields. An additional \$22,000 was awarded to 11 students through the Cullen family scholarship program.

In recent years, the foundation has also contributed over \$400,000 to research projects at the University of Guelph, the Ontario Turfgrass Institute and the Vineland Research and Innovation Centre.

For more information, visit ohhf.ca.



Rain Gardens

Slow water is good water

Water is flowing through our landscapes faster than ever — paved surfaces prevent it from seeping into the earth, so water has no choice but to flow ever faster into our streams. The results are flooding, erosion and pollution.

Good news: Every homeowner can make a difference! Rain gardens capture rainwater, and allow it to filter down where it is needed, preventing those serious problems.

Beyond that huge benefit, rain gardens are beautiful, and can even solve drainage headaches on your property.



Get
inspired

with a new, seven-part
video library hosted by
Mark Cullen:
How to build a rain garden

landscapeontario.com/raingarden

HORTICULTURAL TRADES ASSOCIATION
landscapeontario.com
Green for Life!

 **PARKLANE**
LANDSCAPES

NEW PLANTS for spring 2017

Each year, *Garden Inspiration* highlights the hardiest and most beautiful new plants on the market. For Canada's 150th birthday, we have taken the opportunity to spotlight new introductions which feature bright and bold red flowers, to help you show off your Canadian pride this gardening season!

We hope you enjoy this selection of new plants and that it helps to inspire you into making your landscapes and homes even better in 2017.



ANNUAL
**Summer snapdragon,
angelonia**

Archangel Cherry Red summer snapdragon brings bold colour and large blooms to mixed containers or the garden. It thrives even in extreme heat, humidity and drought.



ANNUAL
Coleus

'French Quarter' coleus offers a stunning colour pattern and is perfect for large containers or as a low-maintenance back border plant in the landscape.



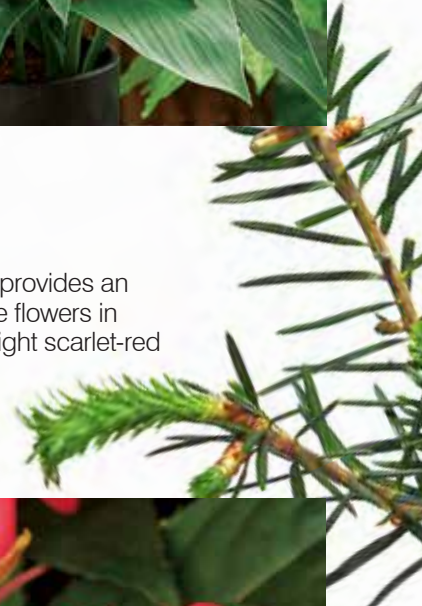
**ANNUAL
Canna lily**

These new cannas flower like crazy in warm weather and are very easy to grow. 'Toucan Red' bears deep red-orange flowers with lush green foliage.



**SHRUB
Chokeberry**

Low scape Mound chokeberry provides an abundance of small blush-white flowers in spring and its foliage turns a bright scarlet-red in fall.



**ANNUAL
New Guinea impatiens**

With bright flowers and glossy green and bronze foliage, 'Neon Red' New Guinea impatiens are striking and sturdy. They will perform well in most landscape conditions.

NEW PLANTS *for spring 2017*



ANNUAL
Dusty miller

'Quicksilver' dusty miller has a lacy texture and cool, silver foliage that goes well with just about anything.



SHRUB
Hydrangea

Diamond Rogue hydrangea has abundant, long lasting flowers on strong stems that start white and progress to pink, raspberry-red and finally wine-red. Flowers start blooming in July and quickly take on their gorgeous red colouration.



**PERENNIAL
Tickseed**

Uptick Gold and Bronze tickseed offers bigger flowers and longer blooming for more colour in the garden.



**ANNUAL
Geranium**

The robust and versatile Savannah Cerise Sizzle geranium makes for an eye-popping display in window boxes or patio containers.



**SHRUB
Ninebark**

Ginger Wine ninebark's foliage adds rich hues of orange-red and burgundy to landscapes all summer long. It's especially showy in spring, when the large white flowers cover the branches before transforming into bright red seed heads.



NEW PLANTS *for* Spring 2017



FLORIBUNCA ROSE **Ground cover rose**

White Drift rose has bright white double blooms and dark green foliage. Perfect for small gardens and combination planters, White Drift brightens up borders and spreads delicately around established plants.



VINE **Sweet potato vine**

This deep purple sweet potato vine keeps its beautiful dark colour even in full sun and hot climates, making Sweet Caroline Sweetheart Jet Black perfect for baskets, containers and garden combinations where only black will do.

**ANNUAL
Begonia**

The Megawatt Rose begonia has striking, non-stop flowers, performs well in heat and drought and does not require deadheading.



**PERENNIAL
Dwarf stonecrop**

Near-black buds open to strong Tyrian-rose flowers that last until shiny seed heads take over in fall. 'Dark Magic' sedum is a superb pollinator attractor, visited by numerous species of bees and butterflies. It is great for use in sunny borders and containers.



**PERENNIAL
Beardtongue**

'Cha Cha Cherry' beardtongue has dark cherry-red flowers that bloom from spring to late fall. Perfect for mid-border collections of plants where bright colour is needed, large mixed containers and mass plantings.




NEW PLANTS *for spring 2017*



PERENNIAL **Patio peony**

'London' patio peony produces frilly raspberry-pink double flowers that add colour and fragrance to any garden. With its strong stems, ease of flowering and very compact growth habit, 'London' is well suited for growing in containers as well, but always check with your local garden centre.



BULB **Tulip**

The Canada 150 tulip's elegant white bloom with red flames bears a striking resemblance to our maple leaf flag. Over 300,000 of these beautiful tulips will bloom throughout the Ottawa region this spring for the sesquicentennial celebration.

ROSE
Shrub rose

Canadian Shield is a versatile garden and landscape rose with plenty of full, red flowers and glossy green foliage. It's a repeat bloomer that stays stunning throughout the entire garden season.




SHRUB
Spirea

Candy Corn spirea begins with candy apple red foliage in early spring, and the colour is rich and intense. As the season progresses, the foliage transforms to pineapple yellow. Dark carmine-purple flowers in late spring make this one of the most eye-catching spireas on the market.



ANNUAL
Gomphrena

The low-maintenance and drought-tolerant Ping Pong series adds an elegant white element to mass plantings or containers. The height of this gomphrena also makes it a terrific cut flower.



NEW PLANTS *for spring 2017*

ROSE Shrub rose

Lemon Fizz features brilliant deep yellow non-fading flowers with glossy green foliage and is exceptionally disease tolerant.



GRASS Japanese forest grass

Sunflare Japanese forest grass boasts vibrant chartreuse leaves that become intense golden yellow, randomly highlighted in deep crimson with sun exposure. Fall colouring is a combination of chartreuse and gold saturated with tones of burnt orange and burgundy-red.






**ANNUAL
Daisy**

Grandessa Pink Halo daisy is loaded with buds and blooms and suits quarts and larger containers with multiple plants.



**PERENNIAL
Daylily**

'Lacy Doily' daylily is a fragrant super bloomer for mid-late summer, which produces hundreds of double peach flowers with shades of apricot and coral. Daylilies are easy to grow in any sunny garden and require little care once established.



**SHRUB
Hydrangea**

Tilt-A-Swirl hydrangea's bold red and green bi-colour blooms deepen to a bright red and green swirl, and keep on transforming into new variations throughout the autumn.



NEW PLANTS for spring 2017



SHRUB Birch

'Golden Treasure' birch provides new growth combinations of yellow, red, and orange, while the foliage during the rest of the growing season is a bright green/yellow (chartreuse). Best planted in full to partial sun, its very small flowers appear in early spring.




PERENNIAL Salvia

'Caramia' salvia is pushing boundaries with flower power nearly rivaling annuals, but the low maintenance attributes of a perennial.



PERENNIAL
Thrift

'Morning Star Deep Rose' thrift is a durable perennial for sunny locations. This selection bears deep rose-pink pompon flowers for many weeks starting in late spring with plants that form low cushions of grassy green leaves.



ANNUAL
Impatiens

Bounce Bright Coral impatiens are not susceptible to downy mildew, yet they offer a high flower count and spreading habit that gives them the look of classic impatiens.



SELECTING A LANDSCAPE CONTRACTOR

a guide for homeowners

COMPARE AND DECIDE:

A tool for **RATING** and **SELECTING** your landscape contractor

Use this chart two ways: 1. As a simple guideline to the qualities you should be looking for in a landscape contractor, or
2. As a rating system to help you determine more specifically the suitability of a contractor you are considering hiring. It's your choice.

COMPANY A: _____ COMPANY B: _____ COMPANY C: _____

PROOF OF WORKERS' COMPENSATION INSURANCE

Landscape contractors are required by law to pay WSIB premiums on behalf of their employees in the event of a workplace injury. Hiring companies that are not in compliance makes the project owner – you – liable in case of workplace injuries. Ask to see a Certificate of Clearance.

Mandatory: Rate 5 or 0 only

PROOF OF LIABILITY INSURANCE

All contractors should carry liability insurance to protect themselves and their clients from the expense of any unforeseen workplace incidents that might cause damage to your own or neighbouring properties. Ask to see a Certificate of Insurance; it should state the name and address of the contractor, the fact the company carries a minimum of \$1 million commercial general liability, including coverage for bodily injury and property damage, and the effective and expiry dates of the policy as well as the date of issue of the certificate.

Mandatory: Rate 5 or 0 only

SUPPLIER REFERENCES

By ensuring the contractor regularly pays material suppliers in accordance with standard trade terms, you can protect yourself from creditor liabilities. Depending on the size of the project, it is advisable to obtain up to three supplier references. If possible, obtain references from suppliers of materials designated for your project, such as interlocking stone, nursery stock, timber, etc.

Rate 1 (poor) to 5 (excellent)

CONTRACT

A written and signed contract protects the interests of both homeowners and contractors. Contracts should clearly stipulate details such as payment schedules, start dates, and the complete scope of the project. Areas of responsibility, such as the provision for underground service locates, permits, etc. should also be stipulated. A good contract will also define procedures for the approval of change orders and costs of extras.

Rate 1 to 5

WARRANTY

The terms and conditions of the contractor's warranty should be clearly spelled out in writing and should specify if the workmanship is warranted and for how long and the length of the guarantee on materials. It is important to specify responsibilities for ongoing maintenance, such as watering, that may affect the warranty. This is especially important for plant guarantees.

Rate 1 to 5

CLIENT REFERENCES

Whether the contractor you are considering is capable of handling your project can best be determined by asking for references from up to three recent clients. Answers to the following questions will help you rate the value of the references:

Rate 1 to 5

- Was the work completed on time?
- Was there sufficient supervisory staff on site?
- Did the contractor return phone calls promptly?
- Was the quality of workmanship acceptable?
- Did staff conduct themselves in a professional manner?
- Was the site kept tidy throughout the construction process?
- Were extras dealt with according to the terms of the contract?

COMPANIES UNDER REVIEW

A B C

<input type="checkbox"/>	<input type="checkbox"/>	<input type="checkbox"/>
--------------------------	--------------------------	--------------------------

<input type="checkbox"/>	<input type="checkbox"/>	<input type="checkbox"/>
--------------------------	--------------------------	--------------------------

<input type="checkbox"/>	<input type="checkbox"/>	<input type="checkbox"/>
--------------------------	--------------------------	--------------------------

<input type="checkbox"/>	<input type="checkbox"/>	<input type="checkbox"/>
--------------------------	--------------------------	--------------------------

<input type="checkbox"/>	<input type="checkbox"/>	<input type="checkbox"/>
--------------------------	--------------------------	--------------------------

<input type="checkbox"/>	<input type="checkbox"/>	<input type="checkbox"/>
--------------------------	--------------------------	--------------------------



GRO-BARK[®]

We are makers of the highest quality and most sustainable garden soils in Ontario. Ask your local bulk landscape supply yard for our top brands.

Gro-Max[®]

- GARDEN SOIL

Gro-Veg[™]

- VEGGIE GARDEN SOIL

Gro-Turf[®]

- LAWN TOP DRESS

LiveMulch[®]

- ORGANIC COMPOST